

Screenings Reported by CFC/CPS/DCFS and ZIP / FY2017 Q1 through Q4

Zip Code	Total Screened	Screenings of Children involved with DCFS							# of Children Ages 0 to 3 Referred to										# of Children Ages 3 to 5 Referred to						Sub-Totals							
		Ages (in Months)						Not Referred	Total Referred	Family Services	Children of Teen Wards	In Foster Care	LEA EI	LEA (ECSE)	PI (EHS)	Child Care Program	HV	Other Services	Multiple Services	Rescreening	LEA (ECSE)	PFA	HS	Child Care Program	HV	Other Services	Multiple Services	Rescreening	Ages 0-35 mos.	Ages 36-61+ mos.		
		0-11	12-23	24-35	36-47	48-60	61+																									
CFC #01 Child and Family Connections 1752 Windsor Road, Suite 102 P.O. Box 16390 Loves Park, IL 61132-6390 - Dee Dee Lowery																																
60110	4	2	0	0	2	0	0	0	0	0	0	0	0	0	0	0	0	0	0	0	0	0	0	0	0	0	0	0	0	0	2	2
60168	2	0	1	1	0	0	0	2	0	0	0	0	0	0	0	0	0	0	0	0	0	0	0	0	0	0	0	0	0	2	0	
60402	51	0	0	10	27	17	0	0	51	0	0	0	0	0	0	0	0	0	0	0	4	40	0	0	0	7	0	0	10	44		
61008	188	0	0	7	102	74	6	24	164	1	0	4	0	0	0	0	0	0	7	0	0	0	1	0	0	104	0	3	7	182		
61010	53	0	0	2	36	15	0	21	32	0	0	0	0	0	0	0	0	0	0	0	32	0	0	0	0	0	0	2	51			
61012	48	0	0	15	24	9	0	1	47	1	0	1	0	4	1	0	0	0	7	2	3	7	19	0	0	0	7	4	1	15	33	
61016	2	0	2	0	0	0	0	0	2	0	0	0	0	0	0	0	0	0	0	0	0	0	0	0	0	0	0	0	2	0		
61021	17	0	0	0	0	0	0	0	0	0	0	0	0	0	0	0	0	0	0	0	0	0	0	0	0	0	0	0	0	0		
61024	24	0	0	9	14	1	0	17	7	0	0	0	1	0	0	0	0	0	0	0	3	2	0	0	0	0	2	0	1	9	15	
61030	33	0	0	4	21	8	0	0	33	0	0	0	0	0	0	4	0	0	0	0	2	5	0	21	0	0	0	1	4	29		
61061	55	0	0	13	25	16	1	47	8	0	0	0	0	0	0	0	0	0	0	0	8	0	0	0	0	0	0	0	13	42		
61063	21	0	0	6	13	2	0	12	9	0	0	1	0	0	0	0	0	0	0	0	2	0	0	0	0	3	0	1	6	15		
61064	7	0	0	2	4	1	0	7	0	0	0	0	0	0	0	0	0	0	0	0	0	0	0	0	0	0	0	0	2	5		
61068	229	0	6	31	127	63	2	171	58	0	0	5	0	0	0	0	0	0	15	0	1	26	0	0	0	0	16	0	0	37	192	
61072	272	0	0	5	71	109	87	136	114	0	0	1	3	5	0	0	0	0	0	3	0	28	70	0	0	0	1	20	32	5	267	
61073	270	0	0	31	89	109	41	196	74	0	0	0	0	10	0	0	0	0	0	0	8	27	0	0	0	0	0	0	30	31	239	
61079	10	0	0	1	4	4	1	9	1	0	0	0	0	0	0	0	0	0	0	0	0	0	0	0	0	1	0	0	1	9		
61080	215	1	0	26	74	80	34	150	65	2	0	0	0	0	0	0	0	0	0	2	48	5	0	0	0	0	0	10	27	188		
61084	26	0	0	14	10	2	0	24	2	0	0	0	0	0	0	0	0	0	0	0	1	0	0	0	0	0	0	1	14	12		
61088	91	0	0	8	55	28	0	38	53	0	0	1	0	1	0	0	0	0	0	0	14	17	0	0	0	5	0	16	8	83		
61101	173	34	27	44	43	23	2	148	25	26	0	3	7	0	0	0	0	0	0	0	16	0	0	0	0	0	0	0	105	68		
61102	184	20	48	36	55	25	0	145	39	29	0	2	7	0	0	0	0	0	1	0	3	23	5	0	0	0	0	2	2	104	80	
61103	190	23	36	17	83	29	2	129	61	75	0	6	3	0	0	0	0	0	0	0	10	24	0	0	0	0	1	24	76	114		
61104	1806	40	78	91	1066	484	47	212	1594	68	0	22	13	0	0	1	0	5	2	3	13	125	1554	83	0	1	0	497	517	209	1597	
61107	103	21	42	38	2	0	0	92	11	37	0	0	4	0	0	0	0	0	1	0	6	0	0	0	0	0	0	0	101	2		
61108	235	29	41	45	85	34	1	195	40	21	0	6	6	0	0	0	0	0	1	0	1	22	11	0	0	0	0	6	5	115	120	
61109	438	51	68	71	171	74	3	309	129	140	0	19	3	0	0	0	0	1	3	1	6	41	55	0	37	0	0	31	33	190	248	
61111	80	6	22	10	32	9	1	59	21	32	0	1	3	0	0	0	0	0	0	0	3	3	0	0	0	0	0	0	12	38	42	
61114	17	2	9	6	0	0	0	16	1	6	0	1	1	0	0	0	0	0	0	0	0	0	0	0	0	0	0	0	17	0		
61115	284	11	13	11	131	99	19	78	206	9	0	6	1	0	0	0	0	0	21	1	0	43	138	0	0	0	0	0	2	35	249	
61310	15	0	0	1	7	6	1	14	1	0	0	0	0	0	0	0	0	0	0	0	1	0	0	0	0	0	0	0	1	14		
61326	84	0	0	0	62	22	0	12	72	0	0	0	0	0	0	0	0	0	0	0	0	65	0	0	0	5	0	2	0	84		
61345	4	0	0	0	4	0	0	2	2	0	0	0	0	0	0	0	0	0	0	0	0	0	0	0	0	0	2	0	1	0	4	

Screenings Reported by CFC/CPS/DCFS and ZIP / FY2017 Q1 through Q4

Zip Code	Total Screened	Ages (in Months)						Not Referred	Total Referred	Screenings of Children involved with DCFS			# of Children Ages 0 to 3 Referred to								# of Children Ages 3 to 5 Referred to					Sub-Totals					
		0-11	12-23	24-35	36-47	48-60	61+			In Intact Family Services	Children of Teen Wards	In Foster Care	EI	LEA (ECSE)	PFA	PI (center-based)	Child Care Program	HV	Other Services	Multiple Services	Rescreening	LEA (ECSE)	PFA	HS	Child Care Program	Other HV Services	Multiple Services	Rescreening	Ages 0-35 mos.	Ages 36-61+ mos.	
61348	14	0	0	1	6	5	2	9	5	0	0	0	0	0	0	0	0	0	0	3	1	0	0	0	0	0	1	1	13		
61350	2	0	0	2	0	0	0	2	0	0	0	0	0	0	0	0	0	0	0	0	0	0	0	0	0	0	2	0			
61354	1	0	0	0	0	1	0	1	0	0	0	0	0	0	0	0	0	0	0	0	0	0	0	0	0	0	0	1			
61356	402	166	131	26	58	21	0	307	90	0	0	4	3	0	0	0	0	0	0	87	0	0	0	0	0	0	323	79			
61362	11	0	0	0	6	5	0	10	1	0	0	0	0	0	0	0	0	0	1	0	0	0	0	0	0	0	0	11			
61520	4	1	1	2	0	0	0	4	0	0	0	0	0	0	0	0	0	0	0	0	0	0	0	0	0	0	4	0			
61540	13	0	0	0	6	7	0	12	1	0	0	0	0	0	0	0	0	0	1	0	0	0	0	0	0	0	0	13			
61856	19	11	8	0	0	0	0	19	0	0	0	0	0	0	0	0	0	0	0	0	0	0	0	0	0	0	19	0			
62439	66	0	0	9	46	11	0	0	66	0	0	0	0	0	0	0	0	0	3	63	0	0	0	0	0	0	9	57			
NONE	876	695	118	60	2	1	0	0	0	0	0	0	0	0	0	0	0	0	0	0	0	0	0	0	0	0	873	3			
TOTAL	6639	1113	651	655	2563	1394	250	2630	3085	447	0	83	55	20	1	1	4	6	58	10	57	510	2191	84	58	1	153	561	695	2419	4207

CFC #02 Child and Family Connections Lake County Health Department 3010 Grand Avenue, 2nd Floor Waukegan, IL 60085 - Donna Musser

60002	133	2	7	14	54	53	3	16	105	3	0	1	0	11	0	0	0	0	9	6	0	47	88	0	0	0	7	38	2	23	110
60015	35	0	1	2	15	14	3	18	17	0	0	0	1	2	0	0	0	0	0	0	0	12	0	0	0	0	1	0	1	3	32
60030	187	16	30	32	69	39	1	6	12	0	0	0	48	0	0	0	0	0	19	0	11	28	31	1	0	0	15	0	8	78	109
60031	201	0	0	0	112	88	1	37	164	0	0	3	0	11	0	0	1	1	0	0	0	30	144	10	14	8	0	11	14	0	201
60041	25	0	0	4	15	6	0	3	4	0	0	0	0	0	0	0	0	0	0	1	0	0	0	0	0	3	5	0	4	21	
60047	31	0	0	2	14	13	2	9	22	0	0	0	1	1	0	0	0	0	0	0	0	14	0	0	0	0	0	0	2	2	29
60048	99	0	0	0	27	70	9	49	46	0	0	0	0	0	0	0	0	0	0	0	0	0	0	0	0	0	28	0	19	0	106
60073	180	0	0	10	90	73	3	2	78	0	0	0	0	0	0	0	0	0	1	0	0	36	44	62	0	0	7	4	0	10	166
60084	167	0	1	11	113	46	2	42	133	0	0	0	0	0	0	0	0	0	0	0	1	14	76	0	71	0	20	6	18	12	161
60085	1182	311	423	415	0	0	0	542	38	0	0	17	37	14	1	0	0	3	21	3	5	5	0	0	0	0	0	0	0	1149	0
60087	40	10	16	14	0	0	0	13	27	0	0	0	20	0	0	0	0	12	0	13	7	0	0	0	0	0	0	0	0	40	0
60089	30	0	0	0	19	11	0	25	5	0	0	0	0	0	0	0	0	0	5	2	0	0	0	0	0	0	0	0	0	0	30
60140	13	0	0	0	11	2	0	3	10	0	0	0	0	2	0	0	0	0	0	0	1	8	0	0	0	0	0	2	2	0	13
NONE	2943	2422	280	182	32	49	0	0	52	0	0	0	7	0	1	0	0	0	3	0	0	11	58	0	0	0	2	0	3	2884	81
TOTAL	5266	2761	758	686	571	464	24	765	713	3	0	21	114	41	2	0	1	16	53	28	27	205	441	73	85	8	83	66	69	4205	1059

CFC #03 Child and Family Connections 27 South State Avenue Suite 101 Freeport, IL 61032 - Angela Hodges

60115	970	389	188	55	163	160	15	626	184	0	0	0	4	14	0	0	0	0	0	0	8	64	128	7	0	0	29	11	10	632	338
60135	71	3	1	2	28	33	7	7	0	0	0	1	0	0	0	0	0	0	0	0	1	0	0	0	0	0	0	8	6	68	
60146	6	0	0	3	3	0	0	0	6	0	0	0	0	3	0	0	0	0	0	0	0	0	3	0	0	0	0	0	0	3	3

Screenings Reported by CFC/CPS/DCFS and ZIP / FY2017 Q1 through Q4

Zip Code	Total Screened	Ages (in Months)						Not Referred	Total Referred	Screenings of Children involved with DCFS			# of Children Ages 0 to 3 Referred to								# of Children Ages 3 to 5 Referred to					Sub-Totals					
		0-11	12-23	24-35	36-47	48-60	61+			In Intact Family Services	Children of Teen Wards	In Foster Care	EI	LEA (ECSE)	EHS	PI (center-based)	Child Care Program	HV	Other Services	Multiple Services	Rescreening	LEA (ECSE)	PFA	HS	Child Care Program	Other HV Services	Multiple Services	Rescreening	Ages 0-35 mos.	Ages 36-61+ mos.	
60174	0	0	0	0	0	0	0	0	0	0	0	0	0	0	0	0	0	0	0	0	0	0	0	0	0	0	0	0	0	0	0
60178	34	0	0	0	15	14	5	25	0	0	0	0	0	0	0	0	0	0	0	0	0	0	0	0	0	0	0	0	0	0	34
60450	10	0	0	0	3	7	0	10	0	0	0	0	0	0	0	0	0	0	0	0	0	0	0	0	0	0	0	0	0	0	10
60548	77	0	0	22	33	21	1	45	32	1	0	0	0	0	0	0	0	0	0	0	0	38	0	0	0	1	0	1	22	55	
61008	12	0	0	0	5	7	0	0	0	0	0	0	0	0	0	0	0	0	0	0	0	0	0	0	0	0	0	0	0	0	12
61015	55	23	15	0	17	0	0	55	0	0	0	0	0	0	0	0	0	0	0	0	0	16	0	0	0	0	0	1	38	17	
61021	99	0	1	5	19	10	0	40	2	0	0	0	0	0	0	0	0	0	0	0	2	0	0	0	0	0	0	1	6	29	
61025	9	1	4	4	0	0	0	9	0	0	0	0	0	0	0	0	0	0	0	0	0	0	0	0	0	0	0	0	9	0	
61032	776	487	137	42	66	41	3	554	107	1	0	1	6	2	2	0	0	0	0	0	0	31	42	0	0	0	1	5	666	110	
61071	50	0	7	11	14	6	0	7	19	0	0	1	0	0	0	0	0	0	0	0	4	19	0	0	0	0	4	0	18	20	
61074	0	0	0	0	0	0	0	0	0	0	0	0	0	0	0	0	0	0	0	0	0	0	0	0	0	0	0	0	0	0	0
61080	8	1	1	3	2	1	0	7	1	0	0	0	0	0	0	0	0	0	0	0	1	0	0	0	0	0	0	0	5	3	
61081	189	14	34	28	68	45	0	174	15	0	0	0	3	0	0	0	0	0	0	0	12	0	0	0	0	0	0	1	76	113	
61250	35	0	0	18	15	2	0	0	35	0	0	0	0	0	0	0	0	0	0	0	0	34	0	0	0	1	0	0	18	17	
61270	54	21	19	9	5	0	0	0	7	0	0	0	4	0	6	4	0	0	3	2	0	0	4	0	0	1	0	0	49	5	
NONE	1855	1503	155	113	50	30	4	13	31	0	0	7	7	2	2	0	0	8	1	3	7	1	42	4	0	0	0	1	1771	84	
TOTAL	4310	2442	562	315	506	377	35	1572	439	2	0	10	24	21	10	4	0	8	4	5	88	87	311	57	0	0	32	16	28	3319	918

CFC #04 Child and Family Connections 1551 East Fabyan Parkway Geneva, IL 60134 - Ellana Mavromatis

60010	25	0	0	0	12	13	0	0	17	0	0	0	0	0	0	0	0	0	0	0	14	0	0	0	11	0	0	0	0	25
60085	7	3	1	3	0	0	0	7	0	0	0	0	0	0	0	0	0	0	0	0	0	0	0	0	0	0	0	7	0	
60087	43	8	16	16	3	0	0	28	15	0	0	0	3	0	0	0	0	0	0	10	0	0	0	0	0	0	2	40	3	
60103	2	0	1	0	1	0	0	2	0	0	0	0	0	0	0	0	0	0	0	0	0	0	0	0	0	0	0	1	1	
60109	54	0	0	11	31	12	0	36	13	0	0	0	2	2	0	0	0	0	0	0	12	0	0	0	1	0	2	11	43	
60110	712	20	8	11	392	277	4	72	572	4	0	7	1	0	0	0	0	0	0	0	42	405	0	0	0	16	0	112	39	673
60119	61	0	0	6	32	19	4	16	38	0	0	0	2	2	0	0	0	0	0	1	24	0	0	0	5	0	3	6	55	
60120	354	28	39	56	140	86	8	116	133	0	0	0	12	0	0	0	0	0	1	2	39	136	0	0	0	8	0	5	123	234
60123	199	6	6	7	107	70	3	32	90	0	0	0	1	0	0	0	0	0	0	0	9	133	0	1	0	2	0	0	19	180
60124	2	0	0	0	0	1	1	2	0	0	0	0	0	0	0	0	0	0	0	0	0	0	0	0	0	0	0	0	0	2
60134	74	6	9	13	25	17	5	14	37	0	0	9	14	0	0	0	0	0	0	9	21	0	0	1	0	0	0	1	28	47
60174	87	0	0	0	52	32	3	29	58	0	0	0	0	0	0	0	0	0	0	0	41	9	0	0	0	0	0	8	0	87
60176	6	0	0	0	4	2	0	0	0	0	0	0	0	0	0	0	0	0	0	0	0	0	0	0	0	0	0	0	0	6
60181	24	5	6	6	3	1	3	18	6	0	0	0	6	0	0	0	0	0	0	0	0	0	0	0	0	0	0	17	7	

Screenings Reported by CFC/CPS/DCFS and ZIP / FY2017 Q1 through Q4

Zip Code	Total Screened	Ages (in Months)							Not Referred	Total Referred	Screenings of Children involved with DCFS			# of Children Ages 0 to 3 Referred to								# of Children Ages 3 to 5 Referred to						Sub-Totals			
		0-11	12-23	24-35	36-47	48-60	61+	In Intact			Children of Teen	In Foster Care	LEA EI	LEA (ECSE)	EHS	PI (center-based)	Child Care Program	HV	Other Services	Multiple Services	Rescreening	LEA (ECSE)	PFA	HS	Child Care Program	HV	Other Services	Multiple Services	Rescreening	Ages 0-35 mos.	Ages 36-61+ mos.
		60431	48	0	0	0	39	9			0	0	48	48	0	0	0	0	0	0	0	0	0	12	36	0	0	0	0	1	1
60502	11	0	4	5	2	0	0	0	0	0	0	0	0	0	0	0	0	0	0	0	0	0	0	0	0	0	0	9	2		
60504	45	8	10	4	7	16	0	39	6	0	0	0	1	0	0	0	0	0	0	4	5	0	0	0	0	4	0	22	23		
60505	1010	58	43	86	211	194	4	200	29	0	0	0	9	0	1	0	1	0	0	2	2	1	0	0	1	0	1	187	409		
60506	479	68	85	96	112	106	7	219	207	0	0	0	20	5	0	0	0	0	0	10	148	0	0	0	33	0	9	249	225		
60510	72	1	2	16	25	20	0	17	55	0	0	0	6	0	0	0	0	0	0	9	0	0	0	0	27	1	6	19	45		
60541	29	0	0	0	17	9	3	22	7	0	0	0	0	0	0	0	0	0	0	4	0	0	0	0	0	0	3	0	29		
60543	185	0	0	0	127	52	6	41	132	0	0	0	0	0	0	0	0	0	0	58	76	0	0	0	0	51	49	0	185		
60545	94	0	0	0	48	37	3	66	33	0	0	0	0	0	0	0	0	0	0	19	13	0	0	0	0	0	17	0	88		
60560	94	0	0	0	55	34	5	26	31	0	0	0	0	0	0	0	0	0	0	7	18	0	0	0	0	0	19	0	94		
NONE	4017	3061	103	83	416	356	4	88	0	0	0	0	4	0	0	0	0	0	0	68	475	2	0	0	31	0	106	3247	776		
TOTAL	7734	3272	333	419	1861	1363	63	1090	1527	52	0	16	81	9	1	0	1	0	12	3	32	381	1470	3	2	0	135	57	344	4024	3287

CFC #05 Child and Family Connections 750 Warrenville Road Suite 300 Lisle, IL 60532 - Lori Orr

60101	93	2	1	1	58	27	0	25	68	0	0	0	4	0	0	0	0	0	0	21	35	0	0	0	8	10	1	4	85		
60103	14	0	0	1	6	6	1	0	14	0	0	0	0	0	0	0	0	0	0	1	9	0	0	0	4	0	0	1	13		
60108	16	0	0	2	8	6	0	3	8	0	0	0	0	0	0	0	0	0	0	3	0	0	0	0	0	0	7	2	14		
60120	53	0	0	4	37	12	0	0	40	0	0	0	0	0	0	0	0	0	0	10	28	0	0	0	11	2	2	4	49		
60126	127	0	0	9	68	48	2	0	127	0	0	0	0	4	0	1	0	0	0	111	12	0	0	0	0	0	0	9	118		
60133	37	0	0	4	21	12	0	17	10	0	0	1	0	1	0	0	0	1	2	0	24	0	0	0	2	0	0	4	33		
60137	239	10	16	61	90	48	14	46	192	0	0	1	9	16	0	0	0	0	6	1	34	63	54	0	0	0	3	0	7	87	152
60139	171	3	4	10	68	72	14	76	57	0	0	0	3	0	0	0	0	0	0	37	41	0	0	0	4	0	11	17	154		
60148	79	0	2	29	33	13	2	22	28	0	0	0	1	2	0	0	0	0	0	22	23	0	0	0	0	0	2	31	48		
60181	128	12	15	15	34	45	8	90	38	0	0	0	20	0	0	0	0	0	2	2	2	3	0	0	0	9	0	4	42	87	
60185	671	96	158	214	128	66	6	381	290	0	0	0	22	28	1	0	0	0	36	0	5	3	188	4	0	0	4	7	468	200	
60187	260	1	7	44	111	78	16	84	176	0	0	0	22	0	0	0	0	0	17	0	13	51	0	2	0	9	0	73	52	205	
60188	13	0	2	2	6	2	1	8	5	0	0	0	0	0	0	0	0	0	0	3	0	0	0	0	1	0	1	4	9		
60191	30	0	0	2	20	7	1	0	30	0	0	0	0	0	0	0	0	0	0	0	30	0	0	0	0	0	0	2	28		
60439	9	0	0	0	6	3	0	4	5	0	0	0	0	0	0	0	0	0	0	5	0	0	0	0	0	0	0	0	9		
60504	331	0	1	16	145	169	0	141	190	0	0	3	2	3	0	0	0	0	0	45	81	0	0	0	0	0	0	62	17	314	
60514	6	0	0	0	1	3	2	2	4	0	0	0	0	0	0	0	0	0	0	4	0	0	0	0	0	0	0	0	6		
60516	24	0	0	0	14	8	2	7	5	0	0	0	0	0	0	0	0	0	0	12	0	0	0	0	0	0	1	0	24		
60517	164	0	0	10	87	67	0	0	164	0	0	0	0	1	0	0	9	0	0	0	19	128	0	0	0	0	0	5	10	154	

Screenings Reported by CFC/CPS/DCFS and ZIP / FY2017 Q1 through Q4

Zip Code	Total Screened	Ages (in Months)						Not Referred	Total Referred	Screenings of Children involved with DCFS			# of Children Ages 0 to 3 Referred to								# of Children Ages 3 to 5 Referred to					Sub-Totals					
		0-11	12-23	24-35	36-47	48-60	61+			In Intact Family Services	Children of Teen Wards	In Foster Care	LEA EI	LEA (ECSE)	EHS	PI (center-based)	Child Care Program	HV	Other Services	Multiple Services	Rescreening	LEA (ECSE)	PFA	HS	Child Care Program	Other HV Services	Multiple Services	Rescreening	Ages 0-35 mos.	Ages 36-61+ mos.	
60521	50	0	0	7	18	23	2	13	37	0	0	0	0	0	0	0	0	0	0	28	0	0	0	0	3	0	6	7	43		
60523	18	0	0	1	5	12	0	16	2	0	0	0	0	0	0	0	0	0	2	0	0	0	0	0	0	0	1	17			
60527	21	0	0	0	14	7	0	10	11	0	0	0	0	0	0	0	0	4	0	6	2	0	0	0	0	0	0	21			
60532	31	0	1	13	10	7	0	9	22	0	0	0	4	0	0	0	0	4	6	6	0	0	0	3	0	0	14	17			
60540	141	14	13	47	36	27	4	38	98	0	0	0	10	9	0	0	1	22	0	41	11	0	0	2	0	6	74	67			
60559	15	0	0	0	12	3	0	11	4	0	0	0	0	0	0	0	0	0	4	0	0	0	0	0	0	0	0	15			
60561	54	0	0	6	28	19	1	16	37	0	0	0	0	0	0	0	0	1	4	42	0	0	0	1	0	0	6	48			
60805	21	0	0	0	17	3	1	14	7	0	0	2	0	0	0	0	0	0	4	7	0	0	0	1	0	0	0	21			
61078	5	0	0	0	0	3	2	5	0	0	0	0	0	0	0	0	0	0	0	0	0	0	0	0	0	0	0	5			
NONE	3265	2552	142	92	275	212	4	35	0	0	0	28	0	1	0	0	0	31	88	223	11	0	0	16	0	44	2786	491			
TOTAL	6086	2690	362	590	1356	1008	83	1073	1669	0	0	7	125	64	2	1	10	22	98	7	115	590	948	19	0	0	77	16	239	3642	2447

CFC #06 Child and Family Connections 1835 West Central Road Arlington Heights, IL 60005 - Brenda DeVito

60004	115	0	0	49	41	23	2	26	38	0	0	0	0	0	0	0	0	0	75	1	0	0	0	2	0	0	49	66
60005	12	0	0	6	3	3	0	7	5	0	0	0	0	0	0	0	0	0	5	0	0	0	0	0	0	0	6	6
60022	126	0	0	0	3	3	120	114	12	0	0	0	0	0	0	0	0	0	3	0	0	0	0	0	0	9	0	126
60026	37	0	0	2	16	18	1	21	16	0	0	0	0	3	0	0	0	0	13	0	0	0	0	0	0	0	2	35
60043	3	0	0	0	1	2	0	2	1	0	0	0	0	0	0	0	0	0	1	0	0	0	0	0	0	0	0	3
60053	191	0	3	9	109	65	5	38	153	0	0	1	6	1	0	0	0	0	35	86	0	0	0	25	3	2	12	179
60056	113	0	0	17	48	44	4	2	51	0	0	0	9	1	0	0	0	0	20	41	0	2	0	35	0	1	17	96
60062	74	0	0	11	38	20	4	46	28	0	0	0	1	0	0	0	0	0	11	0	0	0	0	14	0	0	11	62
60070	57	0	0	19	19	12	0	23	22	0	0	0	0	0	0	0	0	0	8	19	0	0	0	0	2	10	19	31
60090	95	0	0	24	47	23	1	0	87	0	0	0	0	22	0	0	0	0	60	13	0	0	0	0	0	0	24	71
60091	46	0	0	8	16	14	8	21	13	0	0	0	0	0	0	0	0	0	8	0	0	0	0	6	0	1	8	38
60093	21	0	0	1	6	13	1	3	13	0	0	0	0	1	0	0	0	0	3	0	0	0	0	2	0	8	1	20
60103	59	0	0	8	31	20	0	0	59	0	0	0	0	0	0	0	0	0	10	44	0	0	0	5	0	0	8	51
60120	225	0	0	5	135	83	2	19	112	0	0	0	0	0	0	0	0	0	31	158	0	0	0	32	0	4	5	220
60131	10	0	0	4	3	3	0	0	3	0	0	0	0	0	1	0	0	0	6	0	0	0	0	0	0	0	4	6
60169	99	0	0	0	52	47	0	0	0	0	0	0	0	0	0	0	0	0	2	93	0	0	0	0	0	4	0	99
60194	79	0	0	0	55	24	0	0	79	0	0	0	0	0	0	0	0	0	2	65	0	0	0	0	0	12	0	79
60201	49	0	0	2	21	20	6	17	28	0	0	0	0	0	0	0	0	0	24	2	0	0	0	1	0	4	2	47
60714	298	2	11	92	115	64	22	169	126	3	0	2	14	40	0	0	0	0	72	0	0	0	0	0	0	7	105	201

Screenings Reported by CFC/CPS/DCFS and ZIP / FY2017 Q1 through Q4

Zip Code	Total Screened	Ages (in Months)						Not Referred	Total Referred	Screenings of Children involved with DCFS			# of Children Ages 0 to 3 Referred to							# of Children Ages 3 to 5 Referred to					Sub-Totals						
		0-11	12-23	24-35	36-47	48-60	61+			In Intact Family Services	Children of Teen Wards	In Foster Care	LEA EI	LEA (ECSE)	PI (center-based)	Child Care Program	HV	Other Services	Multiple Services	Rescreening	LEA (ECSE)	PFA	HS	Child Care Program	Other HV Services	Multiple Services	Rescreening	Ages 0-35 mos.	Ages 36-61+ mos.		
NONE	96	0	0	25	48	24	0	8	0	0	0	0	1	0	1	0	0	0	11	0	0	35	13	0	0	0	12	0	3	25	72
TOTAL	1805	2	14	282	807	525	176	516	846	3	0	3	31	68	2	0	0	0	15	0	6	424	535	0	2	0	134	5	65	298	1508

CFC #07 Child and Family Connections One Westbrook Corporate Center Suite 640 Westchester, IL 60154 - JoAnn Alferink

60131	6	0	0	3	1	2	0	0	0	0	0	0	0	0	0	0	0	0	4	0	0	0	0	0	0	0	0	0	0	3	3
60164	125	0	0	44	53	28	0	0	125	0	0	1	0	0	0	0	0	0	44	0	0	0	75	0	0	0	6	0	0	44	81
60402	173	9	1	24	84	57	0	0	135	0	0	0	4	8	0	0	0	0	0	0	0	16	87	0	0	0	47	0	2	34	141
60513	77	13	7	2	28	26	1	14	42	0	0	0	1	0	0	0	0	0	0	0	5	52	0	0	0	0	0	2	22	55	
60546	43	0	0	1	30	11	1	31	12	0	0	0	0	0	0	0	0	0	0	0	11	0	0	0	0	1	0	2	1	42	
60706	2	0	0	2	0	0	0	0	0	0	0	0	0	0	0	0	0	0	1	0	0	0	0	0	0	0	0	0	2	0	
60804	574	566	5	3	0	0	0	0	0	0	0	0	0	0	0	0	0	0	0	0	0	0	0	0	0	0	0	0	0	574	0
NONE	122	0	6	8	26	82	0	10	0	0	0	0	2	0	0	0	0	0	0	0	4	58	0	0	0	38	0	1	14	108	
TOTAL	1122	588	19	87	222	206	2	55	314	0	0	1	7	8	0	0	0	0	49	0	0	36	272	0	0	0	92	0	7	694	430

CFC #08 Branddecker Center Attn: Child and Family Connections 9455 South Hoyne Avenue Chicago, IL 60643 - Marlene Stroube

60602	0	0	0	0	0	0	0	0	0	0	0	0	0	0	0	0	0	0	0	0	0	0	0	0	0	0	0	0	0	0	0
60805	0	0	0	0	0	0	0	0	0	0	0	0	0	0	0	0	0	0	0	0	0	0	0	0	0	0	0	0	0	0	0
NONE	0	0	0	0	0	0	0	0	0	0	0	0	0	0	0	0	0	0	0	0	0	0	0	0	0	0	0	0	0	0	0
TOTAL	0	0	0	0	0	0	0	0	0	0	0	0	0	0	0	0	0	0	0	0	0	0	0	0	0	0	0	0	0	0	0

CFC #09 Child and Family Connections 5422 W. Roosevelt Road Chicago, IL 60644 - Grace Ortiz

60608	246	209	22	5	0	0	0	0	0	0	0	0	0	0	0	0	0	0	0	0	0	0	0	0	0	0	0	0	0	236	0
60612	107	93	12	2	0	0	0	0	0	0	0	0	0	0	0	0	0	0	0	0	0	0	0	0	0	0	0	0	107	0	
60623	728	684	39	5	0	0	0	0	0	0	0	0	0	0	0	0	0	0	0	0	0	0	0	0	0	0	0	0	728	0	
60624	222	197	18	7	0	0	0	0	0	0	0	0	0	0	0	0	0	0	0	0	0	0	0	0	0	0	0	0	222	0	
60644	320	295	17	8	0	0	0	0	0	0	0	0	0	0	0	0	0	0	0	0	0	0	0	0	0	0	0	0	320	0	
TOTAL	1623	1478	108	27	0	0	0	0	0	0	0	0	0	0	0	0	0	0	0	0	0	0	0	0	0	0	0	0	1613	0	

CFC #10 Child and Family Connections 1525 E. 55th Street Suite 203 Chicago, IL 60615 - Carol Muhammad

60090	12	0	0	0	8	4	0	0	12	0	0	0	0	0	0	0	0	0	0	0	12	0	0	0	0	0	0	0	0	12	0
-------	----	---	---	---	---	---	---	---	----	---	---	---	---	---	---	---	---	---	---	---	----	---	---	---	---	---	---	---	---	----	---

Screenings Reported by CFC/CPS/DCFS and ZIP / FY2017 Q1 through Q4

Zip Code	Total Screened	Ages (in Months)						Not Referred	Total Referred	Screenings of Children involved with DCFS			# of Children Ages 0 to 3 Referred to								# of Children Ages 3 to 5 Referred to					Sub-Totals						
		0-11	12-23	24-35	36-47	48-60	61+			In Intact Family Services	Children of Teen Wards	In Foster Care	LEA EI	LEA (ECSE)	EHS	PI (center-based)	Child Care Program	HV	Other Services	Multiple Services	Rescreening	LEA (ECSE)	PFA	HS	Child Care Program	Other HV Services	Multiple Services	Rescreening	Ages 0-35 mos.	Ages 36-61+ mos.		
TOTAL	12	0	0	0	8	4	0	0	12	0	0	0	0	0	0	0	0	0	0	0	12	0	0	0	0	0	0	0	0	0	12	
CFC #12 Child and Family Connections Easter Seals Society of Metro Chicago 17300 South Ozark Avenue - North Bldg. Tinley Park, IL 60477 - Peter Byrne																																
46320	24	0	4	20	0	0	0	6	19	0	0	1	3	0	0	0	0	0	0	0	24	0	0	0	0	0	0	0	0	0	24	0
60409	5	0	0	0	3	2	0	0	5	0	0	0	0	0	0	0	0	0	0	0	5	0	0	0	0	0	0	0	0	0	5	
60411	346	27	35	34	111	94	0	120	226	0	0	3	2	0	0	0	0	29	1	1	15	21	73	0	0	2	5	4	7	96	205	
60419	8	0	0	1	4	2	1	1	7	0	0	0	0	0	0	0	0	0	0	0	1	6	0	0	0	0	0	0	0	1	7	
60426	7	0	0	0	3	3	1	7	0	0	0	0	0	0	0	0	0	0	0	0	0	0	0	0	0	0	0	0	0	0	7	
60439	23	0	0	2	11	9	1	14	6	0	0	0	0	1	0	0	0	0	0	0	8	0	0	0	0	0	0	0	0	2	21	
60445	17	0	0	0	12	5	0	0	17	0	0	0	0	0	0	0	0	0	0	0	0	17	0	0	0	0	0	0	0	0	17	
60451	50	0	0	0	18	16	16	47	3	0	0	0	0	0	0	0	0	0	0	0	0	0	0	0	0	0	3	3	3	0	50	
60452	149	9	21	34	69	14	1	2	147	0	0	0	1	5	0	1	0	1	56	0	4	74	0	0	0	6	2	0	64	84		
60453	864	0	1	40	313	416	92	588	276	0	0	1	0	5	0	0	0	0	0	2	24	134	0	2	0	17	1	89	41	821		
60457	128	0	0	12	81	35	0	112	16	0	0	0	0	0	0	0	0	0	0	2	2	2	0	0	0	0	0	10	12	116		
60458	120	0	0	0	70	50	0	82	38	0	0	0	0	0	0	0	0	0	0	0	0	0	0	0	0	0	0	3	35	0	120	
60459	95	0	0	0	48	47	0	87	8	0	0	0	0	0	0	0	0	0	0	0	0	0	0	0	0	0	0	0	8	0	95	
60462	97	0	0	0	53	34	7	36	49	0	0	0	0	0	0	0	0	0	0	0	19	7	0	0	0	11	8	13	0	94		
60463	30	0	0	0	22	8	0	18	12	0	0	0	0	0	0	0	0	0	0	0	3	9	0	0	0	0	0	0	0	0	30	
60464	26	0	0	0	19	6	1	18	8	0	0	0	0	0	0	0	0	0	0	0	0	7	0	0	0	0	0	0	1	0	26	
60471	137	0	0	0	60	67	10	0	137	0	0	4	0	0	0	0	0	0	0	1	14	122	0	0	0	0	0	1	0	137		
60473	15	0	0	10	5	0	0	0	15	0	0	0	0	0	0	0	0	0	0	0	1	14	0	0	0	0	0	0	10	5		
60477	172	0	0	6	121	46	0	71	102	0	0	1	0	0	0	0	0	0	2	2	0	74	3	0	0	10	7	4	6	167		
60480	15	0	0	0	0	12	3	11	4	0	0	0	0	0	0	0	0	0	0	0	0	0	0	0	0	4	4	4	0	15		
60501	123	0	0	0	42	47	34	120	3	0	0	0	0	0	0	0	0	0	0	0	0	0	0	0	0	1	1	1	0	123		
60638	18	0	0	0	12	6	0	14	4	0	0	0	0	0	0	0	0	0	0	0	0	0	0	0	0	0	0	4	0	18		
60803	89	4	3	2	42	38	0	29	60	0	0	0	0	0	0	0	9	2	0	0	9	27	13	0	0	42	0	23	9	80		
NONE	318	7	12	16	151	130	2	57	0	0	0	0	3	0	0	0	0	0	2	0	28	202	5	0	0	13	0	6	35	283		
TOTAL	2876	47	76	177	1270	1087	169	1440	1162	0	0	10	9	11	0	1	0	39	65	3	42	139	768	21	2	2	112	33	209	300	2526	
CFC #13 Child and Family Connections 130 S. Lafayette Street Suite 200 Macomb, IL 61455 - Chuck Farr																																
61201	20	2	5	13	0	0	0	7	2	0	0	0	0	0	0	0	0	0	0	0	2	0	0	0	0	0	0	0	0	20	0	
61240	1	0	0	1	0	0	0	1	0	0	0	1	0	0	0	0	0	0	0	0	0	0	0	0	0	0	0	0	1	0		
61244	10	0	4	8	0	0	0	3	2	2	0	0	0	0	0	0	1	5	0	2	0	0	0	0	0	0	0	0	12	0		

Screenings Reported by CFC/CPS/DCFS and ZIP / FY2017 Q1 through Q4

Zip Code	Total Screened	Ages (in Months)						Not Referred	Total Referred	Screenings of Children involved with DCFS			# of Children Ages 0 to 3 Referred to								# of Children Ages 3 to 5 Referred to					Sub-Totals				
		0-11	12-23	24-35	36-47	48-60	61+			In Intact Family Services	Children of Teen Wards	In Foster Care	EI	LEA (ECSE)	EHS	PI (center-based)	Child Care Program	HV	Other Services	Multiple Services	Rescreening	LEA (ECSE)	PFA	HS	Child Care Program	Other HV Services	Multiple Services	Rescreening	Ages 0-35 mos.	Ages 36-61+ mos.
61264	1	0	0	1	0	0	0	1	0	0	0	0	0	0	0	0	0	0	0	0	0	0	0	0	0	0	0	0	1	0
61265	11	1	0	10	0	0	0	3	2	1	0	0	1	0	0	0	0	0	0	1	0	0	0	0	0	0	0	11	0	
61282	0	1	0	0	0	0	0	0	0	0	0	0	0	0	0	0	0	0	0	0	0	0	0	0	0	0	0	1	0	
61416	4	0	2	2	0	0	0	4	0	0	0	0	0	0	0	0	0	0	0	0	0	0	0	0	0	0	4	0		
61422	54	3	9	14	21	7	0	21	33	0	0	0	2	1	0	0	0	0	0	0	0	27	0	0	0	3	0	26	28	
61427	4	1	2	1	0	0	0	3	1	0	0	0	0	0	0	0	0	0	0	0	1	0	0	0	0	0	4	0		
61438	4	3	0	1	0	0	0	2	2	0	0	0	0	0	0	1	0	0	1	0	0	0	0	0	0	0	4	0		
61440	19	0	11	7	1	0	0	18	1	0	0	0	0	0	0	0	0	0	0	0	1	0	0	0	0	0	18	1		
61441	2	0	0	1	1	0	0	1	1	0	0	1	0	0	0	0	0	0	0	0	1	0	0	0	0	0	1	1		
61450	43	0	0	0	25	7	11	1	42	0	0	0	0	0	0	0	0	0	0	2	25	0	0	0	0	0	3	0	43	
61455	65	20	17	19	9	0	0	46	19	0	0	0	2	0	0	0	0	2	0	0	10	0	14	0	0	0	0	56	9	
61459	2	0	1	1	0	0	0	1	1	0	0	0	0	0	0	0	0	0	1	0	0	0	0	0	0	0	2	0		
61470	2	0	0	2	0	0	0	2	0	0	0	0	0	0	0	0	0	0	0	0	0	0	0	0	0	0	2	0		
61484	4	0	1	3	0	0	0	3	1	0	0	0	1	0	0	0	0	0	0	0	0	0	0	0	0	0	4	0		
61501	4	0	0	2	2	0	0	3	1	0	0	0	0	0	0	0	0	0	0	1	0	0	0	0	0	0	2	2		
61520	37	4	11	19	3	0	0	27	10	0	0	1	3	0	0	0	0	0	0	1	2	4	0	0	0	0	0	34	3	
61531	6	2	2	1	1	0	0	5	1	0	0	0	0	0	0	0	0	0	0	0	1	0	0	0	0	0	5	1		
61542	8	0	2	6	0	0	0	8	0	0	0	0	0	0	0	0	0	0	0	0	0	0	0	0	0	0	8	0		
61563	6	0	4	2	0	0	0	2	4	0	0	0	2	0	0	0	0	0	0	1	0	1	0	0	0	0	6	0		
62316	12	1	1	10	0	0	0	2	10	0	0	0	0	0	0	1	0	0	1	2	6	0	0	0	0	0	12	0		
62321	10	1	4	4	1	0	0	4	5	0	0	0	1	0	0	0	0	1	0	0	2	0	0	0	0	0	9	1		
62326	14	6	3	4	1	0	0	11	3	0	0	0	1	0	0	0	0	0	0	0	2	0	0	0	0	0	13	1		
62330	4	1	0	3	0	0	0	3	1	0	0	0	0	0	0	0	0	0	0	0	1	0	0	0	0	0	4	0		
62341	9	5	1	1	2	0	0	6	3	0	0	0	0	0	0	1	0	0	0	0	2	0	0	0	0	1	7	2		
62354	3	0	0	3	0	0	0	0	3	0	0	0	0	0	0	0	0	0	2	0	1	0	0	0	0	0	3	0		
62358	11	6	4	1	0	0	0	11	0	0	0	0	0	0	0	0	0	0	0	0	0	0	0	0	0	0	11	0		
62367	6	1	2	1	2	0	0	5	1	0	0	0	0	0	0	0	0	0	0	1	0	0	0	0	0	0	4	2		
62373	1	1	0	0	0	0	0	1	0	0	0	0	0	0	0	0	0	0	0	0	0	0	0	0	0	0	1	0		
62379	8	1	3	4	0	0	0	7	1	0	0	0	0	0	0	0	0	0	1	0	0	0	0	0	0	0	8	0		
62681	28	3	10	15	0	0	0	23	5	0	0	0	1	0	0	0	0	2	0	0	2	0	0	0	0	0	28	0		
NONE	1850	1625	114	68	29	14	0	0	0	0	0	0	0	0	0	0	0	0	0	5	13	0	0	0	0	0	1807	43		
TOTAL	2263	1688	213	228	98	28	11	235	155	3	0	3	14	1	0	0	0	9	6	0	25	11	104	0	0	3	1	3	2129	137

Screenings Reported by CFC/CPS/DCFS and ZIP / FY2017 Q1 through Q4

Zip Code	Total Screened	Ages (in Months)						Not Referred	Total Referred	Screenings of Children involved with DCFS			# of Children Ages 0 to 3 Referred to								# of Children Ages 3 to 5 Referred to						Sub-Totals				
		0-11	12-23	24-35	36-47	48-60	61+			In Intact	Children of Teen Wards	In Foster Care	LEA EI	LEA (ECSE)	PI (center-based)	Child Care Program	HV	Other Services	Multiple Services	Rescreening	LEA (ECSE)	PFA	HS	Child Care Program	Other HV	Multiple Services	Rescreening	Ages 0-35 mos.	Ages 36-61+ mos.		
CFC #14 Child and Family Connections 3000 W. Rohmann Ave. West Peoria, IL 61604 - Michelle Harr																															
61238	12	0	2	9	1	0	0	9	3	0	0	0	2	0	0	0	0	0	0	0	0	1	0	0	0	0	0	0	11	1	
61434	32	0	0	12	17	3	0	25	7	0	0	0	0	0	0	0	0	0	0	0	0	0	0	0	0	0	0	7	12	20	
61443	1	0	0	0	0	0	1	0	1	0	0	0	0	0	0	0	0	0	0	0	0	0	0	0	0	1	0	0	0	1	
61491	7	0	0	0	4	3	0	6	1	0	0	0	0	0	0	0	0	0	0	0	1	0	0	0	0	0	0	0	0	7	
61546	1	0	0	0	1	0	0	0	1	0	0	0	0	0	0	0	0	0	0	0	0	0	0	0	0	1	0	0	0	1	
61548	35	0	0	3	24	8	0	0	13	1	0	0	0	0	0	0	0	0	1	0	1	6	33	1	0	0	12	6	3	3	32
61550	27	0	0	5	12	8	2	0	0	1	0	1	0	1	0	0	0	0	0	0	3	0	0	0	0	0	7	0	2	5	22
61554	64	0	0	0	40	24	0	0	64	0	0	2	0	0	0	0	0	0	0	0	3	61	0	0	0	15	0	0	0	64	
61559	24	0	4	11	7	2	0	11	13	0	0	0	7	2	0	2	0	0	1	0	3	0	0	0	0	0	1	0	3	15	9
61564	20	0	0	3	11	6	0	2	18	0	0	0	0	0	0	0	0	0	0	2	9	5	0	0	0	9	0	4	3	17	
61568	11	0	0	0	6	5	0	0	0	0	0	0	0	0	0	0	0	0	0	0	1	0	0	0	1	3	0	1	0	11	
61603	251	37	47	47	51	67	2	203	48	0	0	6	34	0	0	0	0	0	3	0	43	5	0	3	0	0	2	0	16	131	120
61604	5	2	2	1	0	0	0	3	2	0	0	4	0	0	0	0	0	0	0	0	2	0	0	0	0	0	0	0	0	5	0
61605	583	30	44	138	247	101	23	253	333	12	12	41	4	12	0	0	0	0	11	0	25	29	176	0	0	0	27	0	19	212	371
61607	122	0	3	12	66	37	4	34	67	0	0	0	0	0	4	0	0	0	1	0	5	1	21	0	0	0	31	0	22	15	107
61614	21	2	2	3	8	6	0	21	0	0	0	0	0	0	0	0	0	0	0	0	0	0	0	0	0	0	0	0	0	7	14
61616	587	17	27	58	306	179	0	492	27	0	0	1	5	21	0	0	0	0	1	0	0	0	0	0	0	0	1	0	0	102	485
61734	37	0	0	5	6	24	2	20	15	0	0	1	0	1	0	0	0	1	0	0	1	10	0	0	0	0	0	0	3	5	32
61738	74	11	9	16	30	8	0	8	69	0	0	0	7	0	0	0	0	0	2	0	0	4	8	0	0	0	22	0	5	36	38
61755	23	0	0	6	9	8	0	21	2	0	0	0	0	2	0	0	0	0	0	0	1	0	1	0	0	0	6	0	1	6	17
NONE	2109	994	213	228	418	243	13	12	17	0	0	0	6	0	0	0	0	0	10	0	8	25	71	0	0	0	24	0	18	1435	674
TOTAL	4046	1093	353	557	1264	732	47	1120	701	14	12	56	65	39	0	6	1	2	28	0	118	98	376	4	0	1	162	6	104	2003	2043

CFC #15 Child and Family Connections Serv. Will, Grundy, Kankakee Cnties, Inc 2300 Glenwood Ave. Joliet, IL 60435 - Rachel Cimino																															
60401	23	0	3	1	10	9	0	8	15	0	0	0	0	0	0	0	0	0	0	0	1	5	9	0	0	0	0	0	4	19	
60404	159	3	7	26	84	32	7	63	96	0	0	0	0	2	0	0	0	0	10	0	6	6	51	0	0	0	17	0	4	36	123
60408	41	0	0	11	23	7	0	10	31	0	0	0	2	1	0	0	0	0	0	0	2	3	23	0	0	0	0	3	1	11	30
60410	35	0	0	7	17	8	3	6	29	0	0	0	0	0	0	0	0	0	0	0	0	5	22	0	0	0	0	6	1	7	28
60416	77	0	3	2	53	35	0	5	88	15	0	1	1	0	0	0	1	0	0	0	0	40	46	0	0	0	0	3	6	5	88
60417	130	1	8	5	76	39	1	8	122	0	0	6	5	0	0	0	2	0	0	0	0	39	74	0	2	0	0	0	0	14	116
60423	61	0	4	4	32	21	0	43	18	0	0	1	0	0	0	0	0	0	0	0	0	0	18	0	0	0	1	0	1	8	53
60431	61	9	14	11	17	9	1	29	32	0	0	0	4	0	0	0	0	0	0	0	5	2	19	0	0	0	2	0	0	34	27

Screenings Reported by CFC/CPS/DCFS and ZIP / FY2017 Q1 through Q4

Zip Code	Total Screened	Ages (in Months)						Not Referred	Total Referred	Screenings of Children involved with DCFS			# of Children Ages 0 to 3 Referred to								# of Children Ages 3 to 5 Referred to						Sub-Totals					
		0-11	12-23	24-35	36-47	48-60	61+			In Intact Family Services	Children of Teen Wards	In Foster Care	EI	LEA (ECSE)	EHS	PI (center-based)	Child Care Program	HV	Other Services	Multiple Services	Rescreening	LEA (ECSE)	PFA	HS	Child Care Program	Other HV Services	Multiple Services	Rescreening	Ages 0-35 mos.	Ages 36-61+ mos.		
60432	48	13	16	19	0	0	0	43	5	0	0	0	5	0	0	0	0	0	0	0	0	0	0	0	0	0	0	0	48	0		
60433	76	10	7	14	23	21	1	28	48	0	0	1	2	3	0	0	0	0	0	0	1	9	37	0	0	0	1	5	1	31	45	
60435	689	29	34	55	263	277	31	100	589	0	0	10	17	0	0	0	0	0	7	0	4	50	404	89	0	0	0	9	11	118	571	
60436	144	2	1	2	73	64	2	1	143	0	0	0	3	0	0	0	0	0	0	0	0	21	119	0	0	0	0	0	5	139		
60440	76	0	0	0	28	47	1	38	38	0	0	0	0	0	0	0	0	0	0	0	0	14	42	5	0	3	0	0	1	0	76	
60441	35	0	2	6	13	14	0	19	16	0	0	11	0	0	0	0	0	0	0	0	3	12	0	0	0	0	0	0	1	8	27	
60446	511	2	3	3	262	235	6	255	256	0	0	0	0	0	0	0	0	0	0	0	0	60	102	0	0	15	0	0	108	8	503	
60447	120	0	1	1	74	43	1	8	57	55	0	0	0	0	1	0	0	0	0	0	1	33	50	0	0	0	0	0	32	2	118	
60450	40	4	6	3	19	14	1	19	24	0	0	0	2	0	0	0	0	0	0	0	0	11	15	0	0	0	2	0	0	13	34	
60451	135	1	7	8	69	47	3	34	86	0	0	0	1	0	0	0	2	0	0	0	0	40	0	0	72	0	0	0	7	16	119	
60481	69	0	0	11	33	21	4	9	60	0	0	0	0	4	1	0	0	0	0	0	0	16	39	0	0	0	0	2	0	11	58	
60484	58	6	13	28	8	3	0	46	12	0	0	0	7	1	0	0	0	0	0	0	6	1	0	0	0	0	0	0	47	11		
60491	7	5	1	1	0	0	0	5	2	0	0	0	2	0	0	0	0	0	0	0	0	0	0	0	0	0	0	0	7	0		
60504	67	0	0	2	28	37	0	44	23	0	0	0	0	1	0	0	0	0	0	0	0	6	1	0	0	0	0	0	15	2	65	
60518	32	0	1	0	14	15	2	29	3	0	0	0	0	0	0	0	0	0	0	0	0	3	0	0	0	0	0	0	0	1	31	
60531	29	0	0	0	12	16	1	25	4	0	0	0	0	0	0	0	0	0	0	0	0	2	0	0	0	0	0	0	2	0	29	
60544	515	0	0	121	170	196	14	25	439	2	0	1	0	0	0	0	0	0	0	0	0	228	260	0	0	0	0	0	2	121	380	
60551	29	0	0	0	6	18	5	29	0	0	0	0	0	0	0	0	0	0	0	0	0	0	0	0	0	0	0	0	0	0	29	
60586	17	2	3	1	7	2	2	17	0	0	0	0	0	0	0	0	0	0	0	0	0	0	0	0	0	0	0	0	6	11		
60901	173	28	38	44	46	17	0	141	26	0	0	0	8	0	0	0	0	0	0	0	0	5	51	3	0	0	0	0	17	110	63	
60914	127	0	0	9	66	52	0	82	45	0	0	0	4	0	0	0	0	0	0	0	0	1	0	3	0	0	3	0	5	9	118	
60915	124	0	0	20	64	40	0	3	76	0	0	1	0	0	0	0	0	0	18	0	0	1	99	0	1	0	0	0	1	20	104	
60950	20	0	0	0	18	2	0	10	10	0	0	0	0	0	0	0	0	0	0	0	0	0	10	0	0	0	0	0	0	0	0	20
60954	14	0	0	0	7	7	0	0	13	0	0	0	0	0	0	0	0	0	0	0	0	1	13	0	0	0	0	0	0	0	0	14
60964	14	0	0	6	8	0	0	0	14	1	0	0	0	0	0	0	0	0	0	0	0	0	14	0	0	0	0	0	0	6	8	
61301	178	3	5	8	70	80	12	153	18	0	0	0	0	0	0	0	0	0	0	0	0	9	0	0	0	0	2	0	6	16	162	
61325	4	0	0	2	2	0	0	4	0	0	0	0	0	0	0	0	0	0	0	0	0	1	1	0	0	0	0	0	2	2	2	
61341	26	0	0	1	14	11	0	18	7	0	0	0	0	0	0	0	0	0	3	0	0	1	1	0	0	0	0	0	1	1	25	
61342	139	0	2	3	60	58	16	99	40	0	0	0	0	0	0	0	0	0	0	1	9	22	0	0	0	5	0	3	5	134		
61348	85	1	2	14	45	19	4	62	20	0	0	0	0	0	0	0	0	0	0	1	4	11	0	0	0	0	0	3	17	68		
61350	595	2	7	36	255	261	34	416	178	0	0	0	3	0	0	0	0	0	0	0	0	50	108	2	0	0	4	3	17	45	550	
61354	151	0	0	10	50	84	7	109	42	0	0	0	2	0	0	0	0	0	0	0	0	14	14	0	0	0	3	0	9	10	141	
61360	109	0	0	6	39	46	18	93	15	0	0	0	0	0	0	0	0	0	0	0	0	7	2	0	0	0	5	0	3	6	103	
61364	272	4	7	21	114	110	16	210	58	0	0	0	2	0	0	0	0	0	0	1	23	60	32	0	0	3	32	14	32	240		

Screenings Reported by CFC/CPS/DCFS and ZIP / FY2017 Q1 through Q4

Zip Code	Total Screened	Ages (in Months)						Not Referred	Total Referred	Screenings of Children involved with DCFS			# of Children Ages 0 to 3 Referred to								# of Children Ages 3 to 5 Referred to					Sub-Totals					
		0-11	12-23	24-35	36-47	48-60	61+			In Intact Family Services	Children of Teen Wards	In Foster Care	LEA EI	LEA (ECSE)	EHS	PI (center-based)	Child Care Program	HV	Other Services	Multiple Services	Rescreening	LEA (ECSE)	PFA	HS	Child Care Program	HV	Other Services	Multiple Services	Rescreening	Ages 0-35 mos.	Ages 36-61+ mos.
NONE	2069	1665	226	112	40	26	0	0	0	0	0	0	0	0	0	0	0	0	0	0	5	0	0	0	0	0	0	1	2003	66	
TOTAL	7384	1790	421	634	2312	2043	193	2346	2798	73	0	32	70	12	2	0	5	0	38	0	32	732	1742	134	75	18	48	63	273	2845	4548

CFC #16 Child and Family Connections 103 S. Country Fair Drive Champaign, IL 61821 - Maggie Jones

60921	31	0	0	11	15	4	1	0	31	0	0	2	1	1	0	0	0	0	6	0	3	2	11	0	0	0	2	1	10	11	20
60929	14	0	0	4	9	1	0	0	14	0	0	0	0	0	0	0	0	0	3	0	1	0	10	0	0	0	1	7	7	4	10
60931	11	0	0	0	0	0	0	11	0	0	0	0	0	0	0	0	0	0	0	0	0	0	0	0	0	0	0	0	0	0	0
60936	16	0	1	3	7	5	0	0	7	0	0	1	1	0	0	0	0	0	0	0	1	6	0	0	0	0	0	6	0	4	12
60938	67	0	2	5	23	37	0	55	12	0	0	1	0	0	0	0	0	0	0	0	0	3	0	0	0	0	0	0	9	7	60
60942	42	0	0	0	22	20	0	0	42	0	0	4	0	0	0	0	0	0	0	0	0	3	39	0	0	0	10	4	0	0	42
60957	50	7	1	5	18	19	0	33	17	0	0	1	0	0	0	0	0	0	0	0	3	4	0	0	0	0	0	0	10	13	37
60963	22	0	0	0	16	6	0	0	22	0	0	2	0	0	0	0	0	0	0	0	0	3	15	0	0	0	5	0	0	0	22
60970	877	326	231	175	78	67	0	865	11	0	0	0	10	0	0	0	0	0	0	0	0	0	2	0	0	0	0	0	0	732	145
61364	15	0	0	6	9	0	0	0	15	0	0	0	1	0	1	0	0	0	6	0	0	0	9	0	0	0	2	0	5	6	9
61701	33	9	10	13	1	0	0	16	17	0	0	0	13	1	0	0	0	0	0	0	2	1	0	0	0	0	0	0	32	1	
61704	188	0	0	0	126	60	2	18	55	0	0	0	0	0	0	0	0	0	0	0	0	47	97	3	4	3	3	0	5	0	188
61726	20	0	0	4	14	2	0	4	16	0	0	0	0	0	0	0	0	0	4	0	0	0	12	0	0	0	0	5	5	4	16
61739	51	0	0	13	26	9	3	2	49	0	0	0	0	0	0	0	0	0	1	0	9	0	23	0	0	0	0	0	16	13	38
61740	14	0	0	3	11	0	0	0	14	0	0	0	0	0	0	0	0	0	3	0	0	0	11	0	0	0	2	3	1	3	11
61745	18	0	0	0	15	3	0	18	0	0	0	0	0	0	0	0	0	0	0	0	0	0	0	0	0	0	2	0	1	0	18
61761	9	3	2	4	0	0	0	0	3	0	0	0	3	0	0	0	0	0	0	0	1	0	0	0	0	0	0	0	9	0	
61764	672	309	90	100	94	62	17	449	87	0	0	1	38	0	0	0	0	0	0	0	4	10	39	0	0	0	2	0	1	499	173
61769	6	0	0	2	2	2	0	0	6	0	0	0	0	0	0	0	0	0	2	0	0	0	4	0	0	0	0	0	2	4	
61801	59	14	23	22	0	0	0	8	6	0	0	0	6	0	0	0	0	0	0	0	0	0	0	0	0	0	0	0	59	0	
61802	17	0	0	0	12	5	0	0	17	0	0	0	0	0	0	0	0	0	0	0	0	0	13	0	0	0	4	0	0	0	17
61817	28	0	0	0	18	10	0	2	26	0	0	0	0	0	0	0	0	0	0	0	0	6	20	0	0	0	1	0	0	0	28
61820	8	3	3	2	0	0	0	0	8	0	0	0	5	0	0	0	0	0	0	0	0	0	0	0	0	0	0	0	8	0	
61832	671	17	34	36	319	253	12	277	381	10	0	22	11	0	0	0	0	11	0	1	10	25	234	0	0	0	24	5	100	87	584
61846	36	0	0	0	20	16	0	2	34	0	0	2	0	0	0	0	0	0	0	0	0	2	32	0	0	0	5	0	0	0	36
61865	11	0	0	0	7	4	0	1	10	0	0	2	0	0	0	0	0	0	0	0	0	2	8	0	0	0	1	0	0	0	11
61866	60	0	0	3	35	22	0	15	45	0	0	0	0	0	0	0	0	0	0	0	0	2	13	1	0	0	27	0	2	3	57
61873	31	0	0	0	25	6	0	0	30	0	0	3	0	0	0	0	0	0	0	0	0	4	25	0	0	0	0	0	0	0	31
61883	49	0	0	0	27	22	0	2	47	0	0	0	0	0	0	0	0	0	0	0	0	5	42	0	0	0	13	0	0	0	49

Screenings Reported by CFC/CPS/DCFS and ZIP / FY2017 Q1 through Q4

Zip Code	Total Screened	Ages (in Months)						Not Referred	Total Referred	Screenings of Children involved with DCFS			# of Children Ages 0 to 3 Referred to								# of Children Ages 3 to 5 Referred to					Sub-Totals					
		0-11	12-23	24-35	36-47	48-60	61+			Family Services	Children of Teen Wards	In Foster Care	EI	LEA (ECSE)	PFA	EHS	PI (center-based)	Child Care Program	HV	Other Services	Multiple Services	Rescreening	LEA (ECSE)	PFA	HS	Child Care Program	HV	Other Services	Multiple Services	Rescreening	Ages 0-35 mos.
NONE	2864	2132	268	175	152	94	0	379	1	0	0	0	11	0	0	0	0	0	2	0	7	37	90	2	0	0	27	0	27	2575	246
TOTAL	5990	2820	665	586	1101	729	35	2157	1023	10	0	41	100	2	1	0	0	11	27	1	41	162	749	6	4	3	131	31	199	4071	1865

CFC #17 Child and Family Connections 510 Maine Street Suite 615 Quincy, IL 62301 - Michelle Schwanke & Ashley Edwards

62013	6	0	0	2	3	1	0	5	1	0	0	0	0	0	0	0	0	0	0	0	0	0	0	0	0	0	0	0	0	0	1	2	4
62016	59	0	0	3	25	22	9	48	11	0	0	0	1	0	0	0	0	0	0	0	0	1	0	0	0	0	0	0	0	0	9	3	56
62044	19	0	0	6	9	4	0	13	6	0	0	0	0	0	0	0	0	0	0	0	3	0	0	0	0	0	0	0	0	3	6	13	
62047	18	0	0	4	9	5	0	14	4	0	0	0	0	0	0	0	0	0	0	0	3	0	0	0	0	0	0	0	0	1	4	14	
62082	5	0	0	0	1	2	2	3	2	0	0	0	0	0	0	0	0	0	0	0	0	1	0	0	0	0	0	0	0	1	0	5	
62092	24	0	0	7	13	2	2	16	8	0	0	1	0	0	0	0	0	0	0	0	1	0	0	0	0	0	0	0	7	7	17		
62312	16	3	2	9	2	0	0	5	1	0	0	0	0	0	0	0	0	0	0	0	1	0	0	0	0	0	0	0	0	14	2		
62340	12	0	0	3	9	0	0	6	6	0	0	0	0	0	0	0	0	0	0	0	1	0	0	0	0	0	0	0	5	3	9		
62345	45	4	6	21	10	2	2	31	9	0	0	0	0	0	0	0	0	0	0	0	2	1	0	0	0	0	0	0	6	31	14		
62353	68	1	2	23	28	12	2	56	12	1	0	0	0	0	0	0	0	0	0	0	3	0	0	0	0	0	0	0	9	26	42		
62363	62	0	0	18	30	11	3	50	12	3	0	1	0	0	0	0	0	0	0	0	6	0	0	0	0	0	0	0	6	18	44		
62366	18	0	0	7	8	3	0	12	6	1	0	1	1	0	0	0	0	0	0	0	2	1	0	0	0	0	0	0	2	7	11		
62611	16	0	0	0	3	9	4	14	2	0	0	0	0	0	0	0	0	0	0	0	0	0	0	0	0	0	0	0	2	0	16		
62618	66	0	0	16	34	15	1	40	26	1	0	0	0	0	0	0	0	0	0	0	8	1	0	0	0	0	0	0	17	16	50		
62621	11	0	0	1	6	4	0	6	5	0	0	0	0	0	0	0	0	0	0	0	0	2	0	0	0	0	0	0	3	1	10		
62631	12	0	0	1	8	3	0	11	1	1	0	1	0	0	0	0	0	0	0	0	1	0	0	0	0	0	0	0	0	1	11		
62638	8	0	0	2	5	1	0	3	5	0	0	0	0	0	0	0	0	0	0	0	1	0	0	0	0	0	0	0	4	2	6		
62650	412	4	4	36	163	180	25	336	76	0	0	1	2	0	0	0	0	12	9	0	8	5	9	0	0	1	1	0	50	44	368		
62665	10	0	0	5	4	1	0	7	3	0	0	0	0	0	0	0	0	0	0	0	3	0	0	0	0	0	0	0	0	5	5		
62692	38	0	0	2	18	14	4	31	7	4	0	1	0	0	0	0	0	0	0	0	1	0	0	0	0	0	0	0	6	2	36		
62694	46	0	0	8	21	13	4	37	9	0	0	0	1	0	0	0	0	0	0	0	1	1	0	0	0	0	0	0	6	8	38		
NONE	1439	945	100	68	164	155	6	247	0	0	0	0	4	0	0	0	0	0	0	0	4	8	0	0	0	0	0	0	71	1113	325		
TOTAL	2410	957	114	242	573	459	64	991	212	11	0	6	9	0	0	0	0	12	9	0	49	21	9	0	0	1	1	0	209	1313	1096		

CFC #18 Child and Family Connections Sangamon Co. Public Health Department 2833 South Grand Avenue, East Springfield, IL 62703 - Lisa McGlothlin

61546	11	0	0	0	8	3	0	7	4	0	0	0	0	0	0	0	0	0	0	0	0	0	0	0	0	0	0	0	0	0	0	11
62551	69	0	2	9	26	23	9	20	49	0	0	0	1	0	0	0	0	0	0	0	0	3	45	0	0	0	0	0	0	11	58	
62561	8	1	5	2	0	0	0	3	5	0	0	0	5	0	0	0	0	0	0	0	0	0	0	0	0	0	0	0	8	0		
62625	0	0	0	12	6	0	0	0	0	1	0	0	0	0	0	0	0	1	0	0	2	0	9	0	0	0	2	0	4	12	6	

Screenings Reported by CFC/CPS/DCFS and ZIP / FY2017 Q1 through Q4

Zip Code	Total Screened	Ages (in Months)						Not Referred	Total Referred	Screenings of Children involved with DCFS			# of Children Ages 0 to 3 Referred to								# of Children Ages 3 to 5 Referred to					Sub-Totals					
		0-11	12-23	24-35	36-47	48-60	61+			In Intact Family Services	Children of Teen Wards	In Foster Care	EI	LEA (ECSE)	PFA	EHS	PI (center-based)	Child Care Program	HV	Other Services	Multiple Services	Rescreening	LEA (ECSE)	PFA	HS	Child Care Program	HV	Other Services	Multiple Services	Rescreening	Ages 0-35 mos.
62635	5	0	0	2	2	1	0	3	2	0	0	0	0	0	0	0	0	0	0	2	0	0	0	0	0	0	0	0	2	3	
62644	56	7	11	13	19	6	0	27	28	0	0	0	3	0	0	0	0	0	0	0	25	1	0	0	3	0	10	31	25		
62675	13	1	3	5	1	3	0	9	0	0	0	1	0	0	0	0	0	1	0	0	0	0	0	0	0	0	0	9	4		
62677	61	0	0	0	27	34	0	9	52	0	0	0	0	0	0	0	0	0	0	1	52	0	0	0	1	0	13	0	61		
62702	84	16	23	40	5	0	0	10	5	0	0	2	2	0	0	0	0	1	0	0	0	0	0	0	0	0	0	79	5		
NONE	1595	1305	155	65	46	25	0	0	0	0	0	1	0	0	0	0	0	0	0	3	29	2	0	0	5	0	7	1525	71		
TOTAL	1902	1330	199	148	140	95	9	88	145	1	0	0	13	2	0	0	0	0	3	0	4	7	160	3	0	0	11	0	34	1677	244

CFC #19 Child and Family Connections c/o Macon County Mental Health Board 132 South Water, Suite 604 Decatur, IL 62523 - Debbie Floyd

61882	8	0	0	0	6	1	0	7	0	0	0	0	0	0	0	0	0	0	0	7	0	0	0	0	0	0	0	0	7
61910	79	1	3	16	19	6	34	1	78	0	0	1	0	0	0	0	0	0	0	5	72	0	0	0	2	2	0	20	59
61911	67	1	0	14	28	14	10	2	65	0	0	1	1	0	0	0	0	0	0	4	55	0	0	0	4	1	1	15	52
61912	19	0	2	7	1	9	0	1	18	0	0	0	0	0	0	0	0	0	2	16	0	0	0	0	0	0	9	10	
61913	11	0	0	1	7	3	0	0	11	0	0	0	0	0	0	0	0	0	0	11	0	0	0	3	3	0	1	10	
61914	62	1	2	10	17	10	22	1	61	0	0	2	0	0	0	0	0	0	3	55	0	0	0	2	1	0	13	49	
61920	46	0	0	13	20	13	0	1	45	0	0	0	8	0	0	0	0	0	2	31	1	0	0	6	3	0	13	33	
61924	15	0	0	5	10	0	0	1	14	0	0	0	0	0	0	0	0	0	0	10	1	0	0	4	1	0	5	10	
61932	2	0	0	2	0	0	0	0	2	0	0	0	1	0	0	0	0	1	0	0	0	0	0	0	0	0	0	2	0
61933	3	0	0	0	1	2	0	0	3	0	0	0	0	0	0	0	0	0	0	3	0	0	0	0	0	0	0	0	3
61937	5	0	0	0	3	2	0	0	5	0	0	0	1	0	0	0	0	0	0	4	0	0	0	0	0	0	0	0	5
61938	154	0	0	17	36	38	63	21	133	0	0	0	1	0	0	0	0	0	10	111	1	0	0	19	9	0	17	137	
61943	7	0	0	2	3	2	0	0	7	0	0	0	0	0	0	0	0	0	0	7	0	0	0	1	1	0	2	5	
61944	6	0	0	3	1	2	0	0	6	0	0	0	1	0	0	0	0	0	0	5	0	0	0	0	0	0	3	3	
61951	15	0	0	6	6	4	0	0	15	0	0	0	1	0	0	0	0	0	8	6	0	0	0	2	2	0	6	10	
61953	100	0	4	15	21	11	49	76	24	0	0	0	0	0	0	0	0	0	15	0	1	0	0	8	0	0	19	81	
61956	131	6	4	25	34	8	54	113	18	0	0	2	0	0	0	0	0	0	12	0	0	0	0	4	0	0	35	96	
61957	11	0	0	4	5	2	0	1	10	0	0	0	0	0	0	0	0	0	0	10	0	0	0	2	2	0	4	7	
62401	27	0	0	0	0	0	27	27	0	0	0	0	0	0	0	0	0	0	0	0	0	0	0	0	0	0	0	0	27
62414	2	0	0	0	2	0	0	0	2	0	0	0	0	0	0	0	0	0	0	2	0	0	0	0	0	0	0	0	2
62420	78	1	2	16	33	20	2	2	76	0	0	1	4	0	0	0	0	0	6	57	0	0	0	7	0	1	19	55	
62422	5	0	0	0	3	2	0	0	5	0	0	0	0	0	0	0	0	0	0	5	0	0	0	0	0	0	0	5	
62441	19	0	0	4	11	4	0	0	19	0	0	0	0	0	0	0	0	0	3	16	0	0	0	0	0	0	4	15	
62442	4	0	0	0	1	3	0	0	4	0	0	0	0	0	0	0	0	0	0	4	0	0	0	0	0	0	0	4	

Screenings Reported by CFC/CPS/DCFS and ZIP / FY2017 Q1 through Q4

Zip Code	Total Screened	Ages (in Months)						Not Referred	Total Referred	Screenings of Children involved with DCFS			# of Children Ages 0 to 3 Referred to								# of Children Ages 3 to 5 Referred to					Sub-Totals					
		0-11	12-23	24-35	36-47	48-60	61+			In Intact Family Services	Children of Teen Wards	In Foster Care	EI	LEA (ECSE)	PFA	EHS	PI (center-based)	Child Care Program	HV	Other Services	Multiple Services	Rescreening	LEA (ECSE)	PFA	HS	Child Care Program	HV	Other Services	Multiple Services	Rescreening	Ages 0-35 mos.
62447	54	0	2	14	18	11	9	1	53	0	0	0	1	0	0	0	0	0	0	0	2	48	0	0	0	3	1	0	16	38	
62465	3	0	0	1	2	0	0	2	1	0	0	0	0	0	0	0	0	0	0	0	0	0	0	0	1	0	0	1	2		
62468	64	0	0	16	37	12	2	1	63	0	0	0	0	0	0	0	0	0	0	8	54	0	0	0	1	0	0	16	51		
62522	247	62	92	93	0	0	0	152	8	23	5	18	9	0	0	0	0	0	0	0	0	0	0	0	0	0	0	247	0		
62544	51	0	0	13	32	6	0	0	51	0	0	0	0	0	0	0	4	0	0	0	31	0	0	0	8	0	0	13	38		
62551	69	0	2	9	26	23	9	20	49	0	0	0	1	0	0	0	0	0	0	3	45	0	0	0	0	0	0	11	58		
62565	151	11	2	48	31	20	39	10	141	0	0	0	4	0	0	0	0	0	0	2	134	0	0	0	0	0	1	61	90		
62568	8	0	0	7	1	0	0	0	8	0	0	0	0	0	0	0	0	0	0	0	7	1	0	0	3	3	0	7	1		
NONE	1627	1297	208	74	24	15	9	1	26	0	0	0	0	0	0	0	0	0	0	2	23	0	0	0	0	0	1	1579	48		
TOTAL	3150	1380	323	435	439	243	329	441	1021	23	5	18	22	18	0	0	0	0	5	0	0	87	829	5	0	0	80	29	4	2138	1011

CFC #20 Child and Family Connections 1901 S. 4th St. Suite 209 Effingham, IL 62401 - Rita Wahl

62014	6	0	2	4	0	0	0	5	1	0	0	0	1	0	0	0	0	0	0	0	0	0	0	0	0	0	0	6	0		
62401	648	2	4	62	158	118	304	80	568	0	0	0	0	0	0	0	0	0	0	34	530	0	0	0	4	0	0	68	580		
62411	91	1	7	15	28	13	27	74	17	0	0	0	1	5	0	0	0	0	0	7	2	0	0	0	0	0	1	23	68		
62414	24	0	0	5	5	6	8	2	22	0	0	0	0	2	0	0	0	0	0	0	20	0	0	0	1	1	0	5	19		
62424	128	2	2	22	24	18	60	118	10	0	0	0	2	2	0	0	0	0	0	5	0	1	0	0	0	0	0	26	102		
62433	56	0	0	0	38	18	1	21	7	0	0	1	0	0	0	0	0	0	0	2	0	0	0	0	7	0	14	0	57		
62439	3	0	0	2	0	1	0	0	3	0	0	0	0	0	0	0	0	0	0	1	1	0	0	0	0	0	0	2	1		
62467	102	1	2	18	47	22	12	100	2	0	0	0	1	0	0	0	0	0	0	1	0	0	0	0	0	0	0	21	81		
62626	5	0	4	1	0	0	0	3	2	0	0	0	2	0	0	0	0	0	0	0	0	0	0	0	0	0	0	5	0		
62649	16	0	0	7	8	1	0	13	3	0	0	0	0	0	0	0	0	0	0	0	0	0	0	0	0	0	2	7	9		
62674	2	0	0	0	1	1	0	2	0	0	0	0	0	0	0	0	0	0	0	0	0	0	0	0	0	0	0	0	2		
62839	84	12	7	13	28	24	0	79	5	0	0	1	0	3	0	0	0	28	0	0	0	0	0	14	0	0	32	52			
NONE	1614	1316	170	71	39	18	0	29	0	0	0	0	0	0	0	0	0	0	0	3	28	0	0	0	0	0	0	1557	57		
TOTAL	2779	1334	198	220	376	240	412	526	640	0	0	2	7	12	0	0	0	28	1	1	3	55	631	1	0	0	26	1	17	1752	1028

CFC #21 Child and Family Connections 4 Eagle Center Suite #4 O'Fallon, IL 62269 - Nicole Van Hise

62010	42	0	2	19	15	6	0	13	29	0	0	0	4	0	0	0	0	0	0	2	22	0	0	0	0	0	0	21	21		
62024	311	47	39	91	91	33	0	130	50	0	0	0	0	0	0	0	0	0	0	2	48	0	0	0	0	0	0	177	124		
62025	65	4	0	9	31	20	1	10	50	0	0	0	0	0	0	0	0	0	0	3	46	0	0	0	0	0	1	13	52		
62040	3804	1481	947	697	489	374	56	2854	479	0	0	0	58	0	0	0	0	0	5	0	122	3	29	1	0	0	1	0	0	3125	919
62084	43	0	0	10	26	7	0	8	35	0	0	0	0	0	0	0	0	0	0	2	33	0	0	0	0	0	0	10	33		

Screenings Reported by CFC/CPS/DCFS and ZIP / FY2017 Q1 through Q4

Zip Code	Total Screened	Ages (in Months)							Not Referred	Total Referred	Screenings of Children involved with DCFS			# of Children Ages 0 to 3 Referred to								# of Children Ages 3 to 5 Referred to					Sub-Totals				
		0-11	12-23	24-35	36-47	48-60	61+	In Intact Family Services			Children of Teen Wards	In Foster Care	LEA EI	LEA (ECSE)	PI (EHS)	Child Care Program	HV	Other Services	Multiple Services	Rescreening	LEA (ECSE)	PFA	HS	Child Care Program	HV	Other Services	Multiple Services	Rescreening	Ages 0-35 mos.	Ages 36-61+ mos.	
		62204	6	0	2	3	1	0			0	4	4	0	0	0	2	0	0	0	0	0	0	3	0	0	0	0	0	0	0
62206	46	0	0	10	21	12	3	0	24	0	0	2	0	0	16	0	0	0	1	0	1	15	26	28	0	0	2	10	3	10	36
62215	12	2	6	9	0	0	0	0	0	0	0	0	3	0	3	0	0	0	0	0	0	0	0	0	0	0	0	0	17	0	
62220	293	0	0	11	179	99	4	179	82	0	0	0	0	0	0	0	0	0	0	0	25	52	0	0	0	8	7	3	11	282	
62223	110	5	5	31	42	27	0	15	95	0	0	0	2	0	0	0	0	0	19	0	1	7	61	0	0	0	32	5	3	41	69
62233	50	0	3	6	33	8	0	0	50	0	0	0	0	0	0	0	0	0	0	3	1	27	10	0	0	0	0	10	9	41	
62234	106	10	10	38	34	12	2	48	58	0	0	0	11	0	0	0	0	0	3	0	0	4	46	6	0	0	2	0	0	58	48
62236	48	0	5	16	20	7	0	35	13	0	0	0	4	0	0	0	0	0	0	0	9	3	0	0	0	0	0	0	3	21	27
62257	17	0	0	0	2	15	0	0	17	0	0	0	0	0	0	0	0	0	0	0	0	17	0	0	0	0	0	0	0	0	17
62269	4	2	2	0	0	0	0	0	4	0	0	0	2	0	0	0	0	0	0	2	0	0	0	0	0	0	0	0	4	0	
62278	64	0	0	33	24	7	0	22	40	0	0	2	0	1	0	0	0	0	0	0	6	20	5	0	0	6	2	6	33	31	
62282	10	0	0	4	4	2	0	9	1	0	0	0	0	0	0	0	0	0	0	1	0	0	0	0	0	0	0	0	4	6	
62286	7	0	0	1	5	1	0	0	7	0	0	0	0	0	0	0	0	0	0	0	0	7	1	0	0	0	0	0	1	6	
62288	6	0	0	3	2	1	0	6	0	0	0	0	0	0	0	0	0	0	0	0	0	0	0	0	0	0	0	0	3	3	
62295	1	0	0	0	1	0	0	0	0	0	0	0	0	0	0	0	0	0	0	0	1	0	0	0	0	0	0	0	0	1	
62298	64	0	2	0	32	30	0	42	20	0	0	0	0	0	0	0	0	0	0	0	6	8	0	0	0	0	0	8	2	62	
NONE	4412	3091	656	760	452	311	53	522	0	0	0	53	0	81	0	0	0	102	0	50	48	335	18	0	0	49	0	4	4507	816	
TOTAL	9521	4642	1679	1751	1504	972	119	3897	1058	0	0	4	139	1	100	0	0	0	130	0	184	134	780	69	0	0	100	24	43	8072	2595

CFC #22 Child and Family Connections 101 South Lincoln Centralia, IL 62801 - Bill Ferguson

62215	26	9	4	7	5	1	0	2	1	0	0	0	3	0	0	0	0	0	0	2	1	0	0	0	0	0	0	0	20	6
62216	18	0	8	8	2	0	0	0	0	0	0	0	0	0	0	0	0	0	0	0	0	0	0	0	0	0	0	0	16	2
62218	10	0	5	5	0	0	0	0	0	0	0	0	1	0	0	0	0	0	0	1	0	0	0	0	0	0	0	10	0	
62230	31	2	16	12	1	0	0	5	1	0	0	0	3	0	0	0	0	0	0	4	0	0	0	0	0	1	0	30	1	
62231	2	0	2	0	0	0	0	0	2	0	0	0	1	0	1	0	0	0	0	0	0	0	0	0	0	0	0	2	0	
62245	12	1	4	6	1	0	0	0	1	0	0	0	1	0	0	0	0	0	0	2	1	0	0	0	0	0	0	11	1	
62271	12	0	5	7	0	0	0	0	0	0	0	0	1	0	0	0	0	0	0	3	0	0	0	0	0	0	0	12	0	
62281	3	0	2	1	0	0	0	1	2	0	0	0	2	0	0	0	0	0	0	0	0	0	0	0	0	0	0	3	0	
62293	26	0	13	13	0	0	0	0	0	0	0	0	4	0	1	0	0	0	0	0	0	0	0	0	0	0	0	26	0	
62801	28	3	6	19	0	0	0	21	7	0	0	0	7	0	0	0	0	0	0	0	0	0	0	0	0	0	0	28	0	
62805	14	0	10	4	0	0	0	0	14	0	0	0	0	0	0	0	0	14	0	0	0	0	0	0	0	0	0	14	0	
62808	6	0	2	4	0	0	0	0	0	0	0	0	1	0	1	0	0	0	0	0	0	0	0	0	0	0	0	6	0	
62812	49	1	3	16	18	11	0	39	10	0	0	1	1	0	0	0	0	0	0	1	2	7	0	0	0	0	2	20	29	

Screenings Reported by CFC/CPS/DCFS and ZIP / FY2017 Q1 through Q4

Zip Code	Total Screened	Ages (in Months)						Not Referred	Total Referred	Screenings of Children involved with DCFS			# of Children Ages 0 to 3 Referred to								# of Children Ages 3 to 5 Referred to						Sub-Totals					
		0-11	12-23	24-35	36-47	48-60	61+			In Intact	Children of Teen Wards	In Foster Care	EI	LEA (ECSE)	EHS	PI (center-based)	Child Care Program	HV	Other Services	Multiple Services	Rescreening	LEA (ECSE)	PFA	HS	Child Care Program	HV	Other Services	Multiple Services	Rescreening	Ages 0-35 mos.	Ages 36-61+ mos.	
62814	15	0	0	1	10	3	1	15	0	0	0	0	0	0	0	0	0	0	0	0	0	0	0	0	0	0	0	0	1	14		
62822	28	0	2	13	6	7	0	23	5	0	0	0	0	0	1	0	0	0	0	1	0	5	1	0	0	0	0	15	13			
62830	61	0	1	22	12	12	14	57	4	0	0	0	1	0	0	0	0	0	0	1	0	0	0	0	0	0	0	23	38			
62836	23	2	4	6	8	4	0	21	2	0	0	0	0	0	0	0	0	0	0	2	0	0	0	0	0	0	0	12	12			
62849	6	0	2	4	0	0	0	4	2	0	0	0	2	0	0	0	0	0	0	0	0	0	0	0	0	0	0	6	0			
62854	4	1	2	1	0	0	0	3	1	0	0	0	0	0	0	0	0	0	1	0	0	0	0	0	0	0	4	0				
62864	156	0	4	37	62	30	23	147	9	0	0	0	0	2	0	0	0	0	0	7	0	0	0	0	0	0	0	41	115			
62870	3	0	1	2	0	0	0	2	1	0	0	0	1	0	0	0	0	0	0	0	0	0	0	0	0	0	0	3	0			
62872	17	0	0	2	4	4	7	17	0	0	0	0	0	0	0	0	0	0	0	0	0	0	0	0	0	0	2	15				
62875	1	1	0	0	0	0	0	1	0	0	0	0	0	0	0	0	0	0	0	0	0	0	0	0	0	0	1	0				
62881	15	0	5	10	0	0	0	6	1	0	0	0	3	0	0	0	0	0	0	2	2	2	0	0	0	0	15	0				
62882	11	0	4	7	0	0	0	11	0	0	0	0	0	0	0	0	0	0	0	0	0	0	0	0	0	0	11	0				
62884	33	0	1	14	16	2	0	27	6	0	0	0	1	0	0	0	0	0	2	3	0	0	0	0	0	1	15	18				
62889	48	0	1	26	4	8	9	44	4	0	0	0	0	0	0	0	0	0	4	0	0	0	0	0	0	0	27	21				
62890	21	0	0	7	10	4	0	13	8	0	0	0	0	0	0	0	0	0	0	8	0	0	0	0	0	0	7	14				
62894	26	0	0	0	6	10	10	25	1	0	0	0	0	0	0	0	0	0	1	0	0	0	0	0	0	0	0	26	0			
62896	131	10	19	22	52	28	0	28	99	0	0	2	4	1	20	0	9	4	0	4	39	1	33	0	0	3	35	51	80			
62898	66	0	0	21	13	16	16	65	1	0	0	0	0	0	0	0	0	0	1	0	0	0	0	0	0	0	21	45				
62901	49	0	1	0	8	39	1	40	9	0	0	0	0	1	0	0	0	0	0	0	0	0	0	8	0	0	1	48				
62918	595	39	93	114	166	183	0	8	587	1	0	0	46	0	3	0	222	0	3	102	227	30	112	12	248	0	0	114	250	246	349	
62933	1	0	0	0	1	0	0	0	1	0	0	0	0	0	0	0	0	0	0	0	0	1	0	0	0	1	0	0	1	0	1	
62948	129	7	15	18	23	66	0	12	5	0	0	0	1	0	5	0	1	0	0	1	112	18	1	0	0	1	3	40	89			
62951	21	0	3	7	7	4	0	0	0	0	0	0	0	0	0	0	0	0	0	21	5	0	0	0	0	0	10	11	0	0		
62959	641	46	83	110	203	193	6	157	448	0	0	9	33	0	27	0	86	0	1	34	98	25	153	32	150	0	3	41	153	239	402	
62967	1	1	0	0	0	0	0	0	1	0	0	0	0	1	0	0	0	0	0	0	0	0	0	0	0	0	0	1	0	0	0	
62999	1	0	1	0	0	0	0	1	0	0	0	0	0	0	0	0	0	0	0	0	0	0	0	0	0	0	0	1	0	0	0	
NONE	2019	1505	161	98	162	93	0	44	0	0	0	0	4	0	17	0	0	0	0	5	12	218	25	0	0	0	0	1	1764	255	0	0
TOTAL	4359	1628	483	644	800	718	87	839	1233	1	0	12	121	3	78	0	318	18	4	137	360	93	680	96	433	0	12	159	446	2755	1605	

CFC #23 Child and Family Connections c/o WOVSED 800 S. Division, P.O. Box 320 Norris City, IL 62869 - Kathy Murphy

62410	12	0	0	0	9	3	0	0	12	0	0	0	0	0	0	0	0	0	0	12	0	0	0	0	0	4	7	0	12	0	0
62476	13	0	0	0	10	3	0	0	13	0	0	0	0	0	0	0	0	0	0	12	0	0	0	0	0	0	6	0	13	0	0
62806	128	10	17	12	32	57	0	104	24	0	0	0	3	1	0	0	0	0	1	0	18	0	0	0	0	10	10	39	89	0	0

Screenings Reported by CFC/CPS/DCFS and ZIP / FY2017 Q1 through Q4

Zip Code	Total Screened	Ages (in Months)						Not Referred	Total Referred	Screenings of Children involved with DCFS			# of Children Ages 0 to 3 Referred to								# of Children Ages 3 to 5 Referred to						Sub-Totals				
		0-11	12-23	24-35	36-47	48-60	61+			In Intact Family Services	Children of Teen Wards	In Foster Care	EI	LEA (ECSE)	EHS	PI (center-based)	Child Care Program	HV	Other Services	Multiple Services	Rescreening	LEA (ECSE)	PFA	HS	Child Care Program	Other HV Services	Multiple Services	Rescreening	Ages 0-35 mos.	Ages 36-61+ mos.	
62821	67	2	13	8	29	15	0	8	56	0	0	0	4	0	1	0	5	0	0	5	6	5	36	0	4	0	0	21	24	23	44
62823	22	0	0	0	16	6	0	0	22	0	0	0	0	0	0	0	0	0	0	0	0	22	0	0	0	0	14	16	0	22	
62835	112	2	26	14	20	50	0	110	2	0	0	0	0	0	0	0	0	0	0	0	1	0	0	0	0	1	0	0	42	70	
62837	288	26	29	41	86	106	0	215	73	0	0	0	11	2	0	0	0	0	0	1	1	0	60	0	0	0	0	28	35	96	192
62842	1	0	0	0	0	1	0	0	1	0	0	0	0	0	0	0	0	0	0	0	0	1	0	0	0	0	0	0	0	0	1
62843	3	0	0	0	2	1	0	0	3	0	0	0	0	0	0	0	0	0	0	0	0	3	0	0	0	0	3	3	0	3	
62844	8	0	0	0	2	6	0	0	8	0	0	0	0	0	0	0	0	0	0	0	0	8	0	0	0	0	2	3	0	8	
62850	1	0	0	0	1	0	0	0	1	0	0	0	0	0	0	0	0	0	0	0	0	1	0	0	0	0	0	1	0	1	
62859	107	5	20	11	38	33	0	55	52	0	0	0	4	0	0	1	6	0	0	6	7	5	1	0	40	0	0	40	40	36	71
62863	93	2	15	17	49	10	0	38	55	0	0	0	1	4	0	0	0	0	0	4	4	2	48	0	0	0	0	17	30	34	59
62869	154	0	5	4	99	46	0	0	80	0	0	0	2	17	0	0	0	0	0	0	2	2	54	0	0	0	0	6	9	9	145
62895	28	0	0	1	19	8	0	0	28	0	0	0	0	0	0	0	0	0	0	0	1	27	0	0	0	0	5	18	1	27	
62917	22	0	0	0	16	6	0	0	22	0	0	0	0	0	0	0	0	0	0	0	0	22	0	0	0	0	8	15	0	22	
62930	72	1	0	2	39	30	0	0	72	0	0	0	1	0	0	0	0	0	0	0	2	0	45	0	0	0	0	6	50	3	69
62935	22	0	0	1	15	6	0	0	22	0	0	0	0	0	0	0	0	0	0	1	1	20	0	0	0	0	5	10	1	21	
62946	386	31	47	60	134	112	1	287	99	0	0	0	2	0	0	0	0	0	1	3	3	88	0	0	0	0	1	43	138	247	
62954	37	0	0	2	23	12	0	0	37	0	0	0	0	0	0	0	0	0	0	0	1	35	0	0	0	0	13	22	2	35	
62979	1	1	0	0	0	0	0	0	1	0	0	0	1	0	0	0	0	0	0	0	0	0	0	0	0	0	0	0	1	0	
62984	57	9	25	14	8	1	0	56	1	0	0	0	0	0	1	0	0	0	0	0	0	0	0	0	0	0	0	0	48	9	
NONE	893	644	62	55	59	73	0	191	6	0	0	0	5	0	0	0	0	0	0	0	2	0	0	0	0	1	0	1	761	132	
TOTAL	2527	733	259	242	706	585	1	1064	690	0	0	0	34	24	2	1	11	0	1	17	26	24	513	0	44	0	2	183	343	1234	1292

CFC #24 Child and Family Connections c/o Archway, Inc. 2751 W. Main, P.O. Box 1180 Carbondale, IL 62901-1180 - Deanna Cruse

62274	16	0	0	4	8	4	0	3	13	2	0	0	0	0	0	0	1	3	0	0	0	10	3	0	0	0	2	0	4	12	
62832	78	9	4	17	30	18	0	23	55	10	0	0	3	0	0	0	9	0	4	2	9	0	28	5	14	0	0	14	14	30	48
62834	6	3	1	2	0	0	0	0	6	0	0	0	0	0	5	0	1	0	0	0	0	0	0	0	0	0	0	0	6	0	
62890	6	0	0	1	1	4	0	0	6	0	0	0	0	0	0	0	0	0	0	0	0	6	0	0	0	0	0	0	1	5	
62901	482	69	99	99	101	102	12	252	107	2	0	6	21	0	0	11	47	11	3	30	48	0	20	0	19	0	2	13	19	267	215
62903	55	13	4	8	16	10	2	2	51	0	0	0	0	0	0	0	17	6	14	14	0	27	0	0	0	5	1	2	25	28	
62906	31	0	0	0	8	23	0	0	0	0	0	0	0	0	0	0	0	0	0	0	0	31	0	0	0	0	0	0	0	31	
62916	29	1	1	11	13	3	0	3	26	2	0	0	1	0	0	0	0	0	13	1	0	0	13	0	0	0	0	0	13	16	
62918	5	0	0	2	1	2	0	0	5	0	0	0	0	0	0	2	0	0	2	2	0	0	0	3	0	0	3	3	2	3	
62924	73	14	13	22	15	9	0	7	66	0	0	1	1	0	0	0	37	0	0	36	36	0	17	0	12	0	0	12	12	49	24

Screenings Reported by CFC/CPS/DCFS and ZIP / FY2017 Q1 through Q4

Zip Code	Total Screened	Ages (in Months)						Not Referred	Total Referred	Screenings of Children involved with DCFS			# of Children Ages 0 to 3 Referred to										# of Children Ages 3 to 5 Referred to						Sub-Totals		
		0-11	12-23	24-35	36-47	48-60	61+			In Intact Family Services	Children of Teen Wards	In Foster Care	EI	LEA (ECSE)	EHS	PI (center-based)	Child Care Program	HV	Other Services	Multiple Services	Rescreening	LEA (ECSE)	PFA	HS	Child Care Program	Other HV Services	Multiple Services	Rescreening	Ages 0-35 mos.	Ages 36-61+ mos.	
62926	1	0	0	1	0	0	0	0	1	0	0	0	0	0	0	0	0	0	0	0	0	0	0	0	0	0	0	0	1	0	
62931	27	0	2	0	9	16	0	3	24	0	0	0	0	0	0	0	0	0	0	0	24	0	0	0	0	13	15	2	25		
62932	13	0	1	0	8	4	0	2	11	5	0	0	0	0	0	0	1	0	0	0	11	0	0	0	0	1	0	1	12		
62938	23	0	0	0	19	4	0	3	20	1	0	0	0	0	0	0	0	0	0	0	20	0	0	0	0	5	13	0	23		
62939	66	0	0	9	19	19	19	19	49	0	0	0	2	0	0	0	0	0	0	9	0	15	23	0	0	0	0	9	57		
62958	2	0	0	1	1	0	0	1	1	0	0	0	0	0	0	0	0	0	0	0	1	0	0	0	0	0	0	1	1		
62959	8	1	5	1	0	1	0	0	8	0	0	0	0	0	7	0	0	0	7	0	0	0	1	0	0	0	1	7	1		
62964	17	0	1	4	9	2	1	0	17	0	0	0	1	0	0	0	1	0	1	0	2	14	0	2	0	0	2	2	5	12	
62966	79	8	16	19	20	16	0	18	61	0	0	0	4	0	0	0	23	0	3	4	23	3	18	1	14	0	0	3	14	43	36
62982	1	0	0	1	0	0	0	0	1	0	0	0	1	0	0	0	0	0	0	0	0	0	0	0	0	0	0	0	1	0	
62984	1	1	0	0	0	0	0	0	0	0	0	0	1	0	0	0	0	0	0	0	1	0	0	0	0	0	0	0	1	0	
62992	1	0	0	1	0	0	0	0	1	0	0	0	1	0	0	0	0	0	0	0	0	0	0	0	0	0	0	0	1	0	
NONE	1272	857	200	63	86	67	0	28	11	0	0	0	1	0	0	0	0	0	0	3	2	147	1	0	0	0	0	7	1120	153	
TOTAL	2292	976	347	266	364	304	34	364	540	22	0	7	37	0	0	16	126	30	34	89	153	8	402	33	65	0	7	69	102	1589	702

CFC #25 Child and Family Connections Options & Advocacy for McHenry Co. 365 Millennium Drive, Suite A Crystal Lake, IL 60012 - Karen Rios

60012	748	175	230	262	37	41	3	0	170	0	0	0	0	0	0	0	0	0	0	14	0	0	0	0	0	0	0	0	0	667	81	
60013	191	8	32	18	57	71	4	61	54	0	0	4	3	0	0	0	0	0	0	9	51	0	0	0	0	4	0	8	58	132		
60014	299	0	0	38	95	132	34	185	98	0	0	1	0	0	0	0	0	0	1	3	1	69	0	0	0	0	20	0	4	38	261	
60033	108	7	17	26	29	28	1	76	32	3	0	0	1	0	6	0	0	0	0	7	7	4	17	2	0	0	0	2	2	50	58	
60034	19	0	0	1	17	1	0	0	19	0	0	0	0	0	0	0	0	0	0	1	1	1	0	18	0	0	0	0	0	1	18	
60050	88	10	13	19	17	28	6	70	14	0	0	0	1	0	0	0	0	0	0	0	5	5	0	0	3	6	5	0	42	51		
60051	71	0	0	15	37	19	0	7	57	4	0	0	1	0	0	0	0	0	0	0	6	55	0	0	0	0	0	0	0	15	56	
60071	21	0	0	3	11	7	0	11	10	0	0	0	0	0	0	0	0	0	0	1	1	1	6	0	0	0	0	2	0	1	3	18
60072	5	0	0	1	3	1	0	0	5	0	0	0	0	0	0	0	0	0	0	0	1	4	0	0	0	0	0	0	0	1	4	
60081	1	0	0	0	1	0	0	1	0	0	0	0	0	0	0	0	0	0	0	0	0	0	0	0	0	0	0	0	0	0	0	1
60097	31	0	0	1	18	10	2	7	16	0	0	0	0	0	0	0	0	0	0	0	1	24	0	0	0	0	0	0	3	1	30	
60098	186	13	17	26	86	44	0	0	138	0	0	0	0	0	0	0	0	0	7	0	0	0	120	0	0	0	11	0	0	56	130	
60142	46	7	7	8	8	16	0	13	2	0	0	0	0	0	0	0	0	0	0	0	1	0	0	0	0	0	0	1	22	24		
60152	36	0	0	9	18	8	0	3	33	0	0	0	0	0	0	0	0	0	0	0	0	33	0	0	0	0	1	0	9	26		
60156	125	0	0	10	70	33	3	10	100	0	0	0	0	4	0	1	0	0	0	0	57	37	0	0	0	1	1	6	10	106		
62959	1	0	0	0	1	0	0	0	1	0	0	0	0	0	0	0	0	0	0	0	0	0	0	0	0	0	0	1	0	0	1	

Screenings Reported by CFC/CPS/DCFS and ZIP / FY2017 Q1 through Q4

Zip Code	Total Screened	Ages (in Months)						Not Referred	Total Referred	Screenings of Children involved with DCFS			# of Children Ages 0 to 3 Referred to								# of Children Ages 3 to 5 Referred to					Sub-Totals					
		0-11	12-23	24-35	36-47	48-60	61+			Family Services	Children of Teen Wards	In Foster Care	LEA EI	LEA (ECSE)	EHS	PI (center-based)	Child Care Program	HV	Other Services	Multiple Services	Rescreening	LEA (ECSE)	PFA	HS	Child Care Program	Other HV Services	Multiple Services	Rescreening	Ages 0-35 mos.	Ages 36-61+ mos.	
NONE	1490	903	85	63	248	167	22	2	53	0	0	0	0	0	0	0	0	0	0	26	281	0	0	0	39	0	1	1051	437		
TOTAL	3466	1123	401	500	753	606	75	446	802	7	0	5	6	4	6	1	0	0	10	12	20	241	594	2	0	3	83	9	27	2024	1434

Chicago Health Department / Clinics , -

NONE	****	****	1118	457	87	59	0	0	0	0	0	0	0	0	0	0	0	0	0	0	0	0	0	0	0	0	0	0	0	0	0	14669	146
TOTAL	*****	*****	1118	457	87	59	0	0	0	0	0	0	0	0	0	0	0	0	0	0	0	0	0	0	0	0	0	0	0	0	14669	146	

Chicago Public Schools, Exec Director Office of Diverse Learner Supprt & Services 42 West Madison St. 2nd Floor Chicago, IL 60602 - Vacant

60602	3203	79	240	541	985	771	412	1681	890	0	0	27	135	0	0	0	0	0	0	0	0	0	0	0	92	0	732	860	2168
NONE	475	22	60	103	147	116	27	185	91	0	0	10	36	0	0	0	0	0	0	0	0	0	0	0	48	0	106	185	290
TOTAL	3678	101	300	644	1132	887	439	1866	981	0	0	37	171	0	0	0	0	0	0	0	0	0	0	140	0	838	1045	2458	

DCFS/Erikson Institute Statewide 451 North LaSalle Street Chicago, IL 60654 - Andria Goss

NONE	1034	329	329	348	48	0	0	8	88	0	0	0	349	20	222	1	0	0	107	0	299	19	0	294	0	0	116	0	0	1006	48
TOTAL	1034	329	329	348	48	0	0	8	88	0	0	0	349	20	222	1	0	0	107	0	299	19	0	294	0	0	116	0	0	1006	48

Screenings Reported by CFC/CPS/DCFS and Month / FY2017 Q1 through Q4

Month	Total Screened	Ages (in Months)						Not Referred	Total Referred	Screenings of Children involved with DCFS				# of Children Ages 0 to 3 Referred to							# of Children Ages 3 to 5 Referred to						Sub-Totals												
		0-11	12-23	24-35	36-47	48-60	61+			In Intact Family Services	Children of Teen Wards	In Foster Care	LEA EI	LEA (ECSE)	PI (center-based)	Child Care Program	HV	Other Services	Multiple Services	Rescreening	LEA (ECSE)	PFA	HS	Child Care Program	Other HV	Multiple Services	Rescreening	Ages 0-35 mos.	Ages 36-61+ mos.										
CFC #01 Child and Family Connections 1752 Windsor Road, Suite 102 P.O. Box 16390 Loves Park, IL 61132-6390 - Dee Dee Lowery																																							
Apr-16	42	4	4	2	26	6	0	36	6	40	0	2	0	0	0	0	0	0	0	0	0	0	0	0	0	0	0	0	0	1	0	0	0	0	0	0	5	10	32
May-16	100	17	27	21	22	13	0	62	38	64	0	2	2	0	0	0	0	0	0	0	0	1	0	0	0	0	0	0	12	0	0	0	0	0	23	0	0	65	35
Jun-16	171	14	16	18	81	42	0	60	111	19	0	3	6	0	0	1	0	0	0	0	0	3	1	0	0	0	0	9	93	14	5	1	11	25	22	48	123		
Jul-16	365	31	25	12	200	71	26	75	265	27	0	6	4	0	0	0	0	0	0	0	0	0	0	0	0	0	0	24	212	27	16	0	20	51	63	68	297		
Aug-16	612	44	59	73	284	137	15	215	395	85	0	17	1	0	0	0	0	0	0	0	0	16	0	2	2	29	343	31	0	0	9	42	102	176	436				
Sep-16	800	207	92	52	256	185	8	294	296	124	0	7	3	0	0	0	0	0	0	0	0	4	0	1	41	235	8	8	0	8	35	84	351	449					
Oct-16	430	28	20	31	236	112	3	211	219	0	0	5	7	0	0	0	0	0	0	0	0	2	0	1	86	117	2	0	0	7	49	46	79	351					
Nov-16	356	25	29	24	186	91	2	166	190	0	0	4	7	2	0	0	0	0	0	1	10	1	3	57	111	2	0	0	4	52	43	78	279						
Dec-16	449	215	65	28	88	49	4	110	98	22	0	6	0	1	0	0	0	0	0	0	5	0	1	31	63	0	0	0	1	26	22	308	141						
Jan-17	460	30	59	53	196	91	31	218	242	0	0	7	3	1	0	0	0	0	0	0	1	0	11	41	194	0	0	0	0	0	44	35	142	318					
Feb-17	793	22	20	75	284	267	125	475	318	0	0	4	9	10	1	0	0	0	2	0	6	10	64	189	0	0	0	3	64	102	117	676							
Mar-17	702	215	70	80	210	106	21	244	242	5	0	2	4	1	0	0	4	2	6	0	2	2	52	142	0	21	0	6	44	46	365	337							
Apr-17	439	42	57	78	176	78	8	220	219	60	0	11	3	4	0	0	0	0	0	6	2	7	14	173	0	0	0	10	52	52	177	262							
May-17	408	31	40	64	166	87	6	151	236	1	0	4	3	1	0	0	0	0	0	1	0	9	28	172	0	8	0	32	38	28	135	259							
Jun-17	512	188	68	44	152	59	1	93	210	0	0	3	3	0	0	0	0	0	1	3	0	10	21	147	0	0	0	19	39	45	300	212							
TOTAL	6639	1113	651	655	2563	1394	250	2630	3085	447	0	83	55	20	1	1	4	6	58	10	57	510	2191	84	58	1	153	561	695	2419	4207								
CFC #02 Child and Family Connections Lake County Health Department 3010 Grand Avenue, 2nd Floor Waukegan, IL 60085 - Donna Musser																																							
Jan-16	13	3	8	1	0	1	0	0	0	0	0	0	9	0	0	0	0	0	0	1	0	2	0	0	0	0	0	0	0	0	0	1	0	0	12	1			
Feb-16	7	0	1	6	0	0	0	0	0	0	0	0	4	0	0	0	0	0	0	3	0	0	0	0	0	0	0	0	0	0	0	0	0	7	0				
Mar-16	19	4	8	7	0	0	0	0	0	0	0	0	12	0	0	0	0	0	0	7	0	0	0	0	0	0	0	0	0	0	0	0	19	0					
Apr-16	8	1	2	3	1	1	0	0	0	0	0	0	3	0	0	0	0	0	0	2	0	1	1	0	1	0	0	0	0	0	0	0	6	2					
May-16	9	0	2	6	1	0	0	0	0	0	0	0	5	0	0	0	0	0	0	3	0	0	0	0	0	0	0	0	1	0	0	0	8	1					
Jun-16	17	5	7	3	0	1	1	0	0	0	0	0	8	0	0	0	0	0	0	2	0	5	0	0	0	0	0	0	1	0	1	15	2						
Jul-16	145	40	47	57	1	0	0	0	0	0	0	0	9	0	1	0	0	0	0	2	0	3	2	0	0	0	0	0	1	0	0	144	1						
Aug-16	237	21	44	38	81	53	0	20	122	0	0	0	2	0	0	0	0	0	0	0	0	0	11	93	0	46	0	11	0	8	103	134							
Sep-16	1114	686	103	76	125	152	1	52	123	0	0	3	15	0	0	0	0	0	11	2	14	3	44	108	6	14	0	15	0	22	865	278							
Oct-16	194	21	40	55	26	51	1	11	60	0	0	0	2	0	0	0	0	0	0	2	0	0	25	55	2	0	0	1	17	5	116	78							
Nov-16	178	34	51	31	25	32	1	16	21	0	0	0	3	1	1	0	0	0	0	3	0	2	20	9	0	0	0	3	5	2	116	58							
Dec-16	781	586	72	53	53	23	0	4	47	0	0	0	1	0	0	0	0	0	0	2	0	0	17	28	5	15	0	7	3	3	711	76							
Jan-17	246	45	59	57	45	36	4	190	56	0	0	3	5	3	0	0	0	0	3	2	8	5	7	20	4	2	0	7	4	4	161	85							
Feb-17	257	36	41	69	60	41	10	184	73	1	0	2	3	3	0	0	0	0	0	3	1	0	10	30	7	0	0	17	13	11	146	111							
Mar-17	788	602	69	81	23	11	2	3	44	0	0	4	7	17	0	0	1	1	3	1	2	13	5	0	0	8	0	4	1	752	36								
Apr-17	290	46	66	65	74	37	2	25	91	0	0	3	9	6	0	0	0	0	1	7	0	3	26	55	48	0	0	17	8	8	177	113							

Screenings Reported by CFC/CPS/DCFS and Month / FY2017 Q1 through Q4

Month	Total Screened	Ages (in Months)						Not Referred	Total Referred	Screenings of Children involved with DCFS			# of Children Ages 0 to 3 Referred to							# of Children Ages 3 to 5 Referred to						Sub-Totals					
		0-11	12-23	24-35	36-47	48-60	61+			In Intact Family Services	Children of Teen Wards	In Foster Care	LEA EI	LEA (ECSE)	PI (center-based)	Child Care Program	HV	Other Services	Multiple Services	Rescreening	LEA (ECSE)	PFA	HS	Child Care Program	Other HV	Multiple Services	Rescreening	Ages 0-35 mos.	Ages 36-61+ mos.		
May-17	203	41	49	46	46	13	2	145	37	0	0	4	7	5	0	0	0	0	3	1	0	23	17	0	8	0	1	6	4	136	61
Jun-17	760	590	89	32	10	12	0	115	39	2	0	2	10	6	0	0	0	0	6	3	1	6	21	0	0	0	0	6	0	711	22
TOTAL	5266	2761	758	686	571	464	24	765	713	3	0	21	114	41	2	0	1	16	53	28	27	205	441	73	85	8	83	66	69	4205	1059

CFC #03 Child and Family Connections 27 South State Avenue Suite 101 Freeport, IL 61032 - Angela Hodges

Jun-16	129	45	29	30	14	7	4	0	0	0	0	0	0	0	0	0	0	0	0	0	0	0	0	0	0	0	0	0	0	0	104	25
Jul-16	157	61	42	20	20	14	0	83	30	1	0	0	2	1	0	0	0	0	0	0	8	0	17	11	0	0	0	0	0	0	123	34
Aug-16	306	88	48	22	78	69	1	204	116	0	0	1	0	2	0	0	0	0	0	0	6	3	125	17	0	0	16	0	5	158	148	
Sep-16	620	384	43	26	104	66	0	141	19	0	0	7	7	0	2	0	0	8	1	3	7	9	31	9	0	0	0	0	6	453	170	
Oct-16	358	72	55	36	85	90	8	49	12	0	0	2	5	0	6	4	0	0	3	2	4	3	13	4	0	0	5	1	11	163	183	
Nov-16	40	0	0	0	12	19	9	40	0	0	0	0	0	0	0	0	0	0	0	0	0	0	0	0	0	0	0	0	0	0	40	
Dec-16	533	459	39	25	4	6	0	77	12	0	0	0	0	1	2	0	0	0	0	0	10	0	0	1	0	0	0	0	0	523	10	
Jan-17	235	120	65	12	14	11	3	201	24	0	0	0	1	1	0	0	0	0	0	0	5	11	10	5	0	0	2	0	0	197	28	
Feb-17	195	77	30	11	40	28	2	143	52	0	0	0	1	4	0	0	0	0	0	0	16	14	3	9	0	0	0	1	6	118	70	
Mar-17	578	411	60	35	36	17	1	133	67	0	0	0	5	0	0	0	0	0	0	0	15	0	45	0	0	0	1	0	0	506	54	
Apr-17	198	111	35	24	14	10	4	156	26	0	0	0	1	0	0	0	0	0	0	0	8	5	19	0	0	0	0	4	0	170	28	
May-17	245	77	30	38	61	20	2	101	75	1	0	0	0	12	0	0	0	0	0	0	0	42	48	0	0	0	8	10	0	145	83	
Jun-17	716	537	86	36	24	20	1	244	6	0	0	0	2	0	0	0	0	0	0	0	9	0	0	1	0	0	0	0	0	659	45	
TOTAL	4310	2442	562	315	506	377	35	1572	439	2	0	10	24	21	10	4	0	8	4	5	88	87	311	57	0	0	32	16	28	3319	918	

CFC #04 Child and Family Connections 1551 East Fabyan Parkway Geneva, IL 60134 - Ellana Mavromatis

Jun-16	50	3	1	1	26	19	0	0	0	0	0	0	0	0	0	0	0	0	0	0	1	44	0	0	0	0	0	0	0	5	45
Jul-16	71	3	4	5	28	32	0	17	0	0	0	0	1	0	0	0	0	0	1	0	0	0	34	0	0	0	0	0	14	12	60
Aug-16	264	7	19	18	115	105	0	61	22	0	0	4	6	0	0	0	0	0	1	0	4	31	91	0	0	0	7	1	49	44	220
Sep-16	1941	872	57	68	509	421	15	129	145	0	0	0	10	0	0	0	0	0	1	0	1	82	444	2	0	0	40	0	70	997	945
Oct-16	328	15	22	46	151	90	5	74	119	0	0	0	12	4	0	0	0	0	6	0	6	61	103	0	1	0	13	4	18	83	246
Nov-16	77	10	10	37	11	8	1	32	14	0	0	2	4	1	0	0	0	0	1	0	6	3	11	0	0	0	11	0	0	57	20
Dec-16	930	758	49	32	55	32	6	65	65	0	0	1	3	0	0	0	1	0	2	3	7	8	27	0	0	0	10	0	11	839	93
Jan-17	635	14	11	34	98	59	6	74	145	0	0	3	13	0	0	0	0	0	0	0	4	36	67	0	0	0	7	0	16	59	163
Feb-17	705	42	46	49	339	207	14	182	474	50	0	2	16	1	0	0	0	0	0	0	1	72	310	0	0	0	30	22	76	137	560
Mar-17	990	679	30	30	145	104	2	96	170	2	0	4	5	0	0	0	0	0	0	0	3	30	108	0	0	0	6	1	19	739	251
Apr-17	301	14	17	29	140	83	10	144	155	0	0	0	2	0	0	0	0	0	0	0	0	38	94	1	0	0	9	24	33	60	233
May-17	191	12	22	15	94	45	3	91	99	0	0	0	2	2	1	0	0	0	0	0	0	16	55	0	0	0	2	5	23	49	142
Jun-17	1247	842	45	53	149	158	1	125	119	0	0	0	7	1	0	0	0	0	0	0	0	3	82	0	1	0	0	0	15	940	308
Aug-17	3	1	0	1	1	0	0	0	0	0	0	0	0	0	0	0	0	0	0	0	0	0	0	0	0	0	0	0	0	2	1

Screenings Reported by CFC/CPS/DCFS and Month / FY2017 Q1 through Q4

Month	Total Screened	Ages (in Months)						Not Referred	Total Referred	Screenings of Children involved with DCFS			# of Children Ages 0 to 3 Referred to								# of Children Ages 3 to 5 Referred to						Sub-Totals				
		0-11	12-23	24-35	36-47	48-60	61+			In Intact Family Services	Children of Teen Wards	In Foster Care	LEA EI	LEA (ECSE)	PI (center-based)	Child Care Program	HV	Other Services	Multiple Services	Rescreening	LEA (ECSE)	PFA	HS	Child Care Program	Other HV	Multiple Services	Rescreening	Ages 0-35 mos.	Ages 36-61+ mos.		
Oct-17	1	0	0	1	0	0	0	0	0	0	0	0	0	0	0	0	0	0	0	0	0	0	0	0	0	0	0	0	0	1	0
TOTAL	7734	3272	333	419	1861	1363	63	1090	1527	52	0	16	81	9	1	0	1	0	12	3	32	381	1470	3	2	0	135	57	344	4024	3287

CFC #05 Child and Family Connections 750 Warrenville Road Suite 300 Lisle, IL 60532 - Lori Orr

Jun-16	41	3	2	1	18	17	0	8	0	0	0	0	5	0	0	0	0	0	5	0	5	3	32	0	0	0	3	0	3	6	35
Jul-16	9	0	3	1	3	2	0	6	0	0	0	0	3	0	0	0	0	0	3	0	3	3	0	0	0	0	0	0	0	4	5
Aug-16	406	7	6	32	213	151	0	36	92	0	0	1	7	1	0	0	2	0	9	2	12	69	218	8	0	0	7	0	30	45	364
Sep-16	1045	695	48	50	133	123	5	28	98	0	0	0	17	7	1	0	0	0	17	0	21	51	112	3	0	0	9	0	13	793	261
Oct-16	397	25	23	66	151	125	7	105	230	0	0	0	9	1	0	0	1	0	6	0	10	100	107	2	0	0	6	6	30	114	283
Nov-16	272	17	22	57	86	78	10	121	119	0	0	0	13	2	0	0	0	0	2	0	1	61	40	0	0	0	8	0	19	96	174
Dec-16	835	652	51	45	40	38	10	72	75	0	0	0	2	14	0	0	0	0	5	2	6	11	29	0	0	0	7	0	4	748	88
Jan-17	235	5	16	35	96	62	21	78	147	0	0	0	9	5	0	0	2	6	2	2	7	39	56	2	0	0	15	0	21	56	179
Feb-17	204	10	14	50	81	41	8	66	138	0	0	1	12	7	0	0	1	7	0	1	9	30	61	2	0	0	4	4	10	74	130
Mar-17	848	628	57	44	71	39	9	76	109	0	0	2	8	12	0	0	4	5	0	0	0	29	44	0	0	0	4	0	5	729	119
Apr-17	263	14	30	62	96	50	8	83	179	0	0	0	5	9	0	0	0	3	17	0	16	50	66	2	0	0	6	0	8	106	154
May-17	773	26	58	112	317	255	4	380	384	0	0	3	28	4	1	1	0	1	31	0	17	110	145	0	0	0	1	0	96	196	576
Jun-17	758	608	32	35	51	27	1	14	98	0	0	0	7	2	0	0	0	0	1	0	8	34	38	0	0	0	7	6	0	675	79
TOTAL	6086	2690	362	590	1356	1008	83	1073	1669	0	0	7	125	64	2	1	10	22	98	7	115	590	948	19	0	0	77	16	239	3642	2447

CFC #06 Child and Family Connections 1835 West Central Road Arlington Heights, IL 60005 - Brenda DeVito

Apr-16	18	0	0	10	7	0	1	0	0	0	0	0	0	0	0	0	0	0	0	0	0	12	0	0	0	0	0	2	0	0	10	8
May-16	12	0	0	2	8	2	0	0	0	0	0	0	0	0	0	0	0	0	0	0	0	7	0	0	0	0	0	0	1	2	10	
Jun-16	43	0	0	22	11	8	1	4	8	0	0	0	0	8	0	0	0	0	0	0	0	7	7	0	0	0	8	0	2	22	20	
Jul-16	0	0	0	0	0	0	0	0	0	0	0	0	0	0	0	0	0	0	0	0	0	0	0	0	0	0	0	0	0	0	0	
Aug-16	154	2	8	47	56	33	16	66	64	2	0	2	12	16	2	0	0	0	3	0	2	48	0	0	0	0	0	0	4	57	105	
Sep-16	286	0	0	19	152	113	4	14	81	0	0	1	2	1	0	0	0	0	9	0	1	57	177	0	0	0	21	3	6	19	269	
Oct-16	336	0	0	10	123	72	124	139	109	0	0	0	2	0	0	0	0	0	0	0	0	52	103	0	0	0	19	0	11	10	319	
Nov-16	142	0	0	11	69	57	4	29	81	0	0	0	0	3	0	0	0	0	1	0	0	39	53	0	0	0	14	0	3	11	130	
Dec-16	96	0	1	17	47	31	0	50	41	0	0	0	1	0	0	0	0	0	0	0	1	26	27	0	2	0	7	0	1	18	78	
Jan-17	130	0	0	20	63	45	2	53	69	0	0	0	1	4	0	0	0	0	1	0	0	29	24	0	0	0	15	2	5	20	110	
Feb-17	204	0	0	18	115	59	12	54	142	0	0	0	0	3	0	0	0	0	0	0	2	41	84	0	0	0	6	0	13	18	186	
Mar-17	166	0	3	35	66	55	7	34	106	0	0	0	11	6	0	0	0	0	0	0	0	57	21	0	0	0	20	0	14	38	128	
Apr-17	121	0	2	41	48	26	4	23	98	1	0	0	2	24	0	0	0	0	0	0	0	30	36	0	0	0	4	0	2	43	78	
May-17	79	0	0	22	34	22	1	40	39	0	0	0	0	3	0	0	0	0	1	0	0	19	3	0	0	0	10	0	3	22	57	

Screenings Reported by CFC/CPS/DCFS and Month / FY2017 Q1 through Q4

Month	Total Screened	Ages (in Months)						Not Referred	Total Referred	Screenings of Children involved with DCFS			# of Children Ages 0 to 3 Referred to							# of Children Ages 3 to 5 Referred to					Sub-Totals						
		0-11	12-23	24-35	36-47	48-60	61+			In Intact Family Services	Children of Teen Wards	In Foster Care	LEA EI	LEA (ECSE)	PI (center-based)	Child Care Program	HV	Other Services	Multiple Services	Rescreening	LEA (ECSE)	PFA	HS	Child Care Program	Other HV Services	Multiple Services	Rescreening	Ages 0-35 mos.	Ages 36-61+ mos.		
Jun-17	18	0	0	8	8	2	0	10	8	0	0	0	0	0	0	0	0	0	0	0	0	0	0	0	0	0	8	0	0	8	10
TOTAL	1805	2	14	282	807	525	176	516	846	3	0	3	31	68	2	0	0	0	0	0	0	0	0	0	0	8	0	0	298	1508	
CFC #07 Child and Family Connections One Westbrook Corporate Center Suite 640 Westchester, IL 60154 - JoAnn Alferink																															
Sep-16	300	175	8	9	26	82	0	10	0	0	0	2	0	0	0	0	0	0	0	0	4	58	0	0	0	38	0	1	192	108	
Oct-16	29	2	2	5	9	11	0	0	0	0	0	0	0	0	0	0	0	5	0	0	3	14	0	0	0	0	0	1	9	20	
Nov-16	38	0	0	2	21	17	0	0	0	0	0	0	0	0	0	0	0	0	0	0	1	11	0	0	0	17	0	2	2	38	
Dec-16	148	145	1	0	2	0	0	1	1	0	0	0	0	0	0	0	0	0	0	0	1	0	0	0	0	0	0	1	146	2	
Jan-17	32	5	2	3	16	5	1	6	26	0	0	0	0	0	0	0	0	3	0	0	2	18	0	0	0	2	0	1	10	22	
Feb-17	27	3	1	2	7	14	0	9	18	0	0	0	1	0	0	0	0	0	0	0	6	11	0	0	0	0	0	0	6	21	
Mar-17	255	147	1	33	45	29	0	1	113	0	0	1	0	8	0	0	0	0	0	32	10	63	0	0	0	0	0	0	181	74	
Apr-17	141	1	1	28	78	33	0	22	119	0	0	0	4	0	0	0	0	5	0	0	7	71	0	0	0	30	0	1	30	111	
May-17	43	3	2	4	18	15	1	6	37	0	0	0	0	0	0	0	0	4	0	0	2	26	0	0	0	5	0	0	9	34	
Jun-17	109	107	1	1	0	0	0	0	0	0	0	0	0	0	0	0	0	0	0	0	0	0	0	0	0	0	0	0	109	0	
TOTAL	1122	588	19	87	222	206	2	55	314	0	0	1	7	8	0	0	0	0	0	49	0	0	0	0	92	0	7	694	430		
CFC #08 Branddecker Center Attn: Child and Family Connections 9455 South Hoyne Avenue Chicago, IL 60643 - Marlene Stroube																															
Aug-16	0	0	0	0	0	0	0	0	0	0	0	0	0	0	0	0	0	0	0	0	0	0	0	0	0	0	0	0	0	0	0
Sep-16	0	0	0	0	0	0	0	0	0	0	0	0	0	0	0	0	0	0	0	0	0	0	0	0	0	0	0	0	0	0	0
Nov-16	0	0	0	0	0	0	0	0	0	0	0	0	0	0	0	0	0	0	0	0	0	0	0	0	0	0	0	0	0	0	0
Dec-16	0	0	0	0	0	0	0	0	0	0	0	0	0	0	0	0	0	0	0	0	0	0	0	0	0	0	0	0	0	0	0
Apr-17	0	0	0	0	0	0	0	0	0	0	0	0	0	0	0	0	0	0	0	0	0	0	0	0	0	0	0	0	0	0	0
TOTAL	0	0	0	0	0	0	0	0	0	0	0	0	0	0	0	0	0	0	0	0	0	0	0	0	0	0	0	0	0	0	0
CFC #09 Child and Family Connections 5422 W. Roosevelt Road Chicago, IL 60644 - Grace Ortiz																															
Sep-16	424	373	37	4	0	0	0	0	0	0	0	0	0	0	0	0	0	0	0	0	0	0	0	0	0	0	0	0	414	0	
Dec-16	481	459	18	4	0	0	0	0	0	0	0	0	0	0	0	0	0	0	0	0	0	0	0	0	0	0	0	0	481	0	
Mar-17	381	337	30	14	0	0	0	0	0	0	0	0	0	0	0	0	0	0	0	0	0	0	0	0	0	0	0	0	381	0	
Jun-17	337	309	23	5	0	0	0	0	0	0	0	0	0	0	0	0	0	0	0	0	0	0	0	0	0	0	0	0	337	0	
TOTAL	1623	1478	108	27	0	0	0	0	0	0	0	0	0	0	0	0	0	0	0	0	0	0	0	0	0	0	0	1613	0		
CFC #10 Child and Family Connections 1525 E. 55th Street Suite 203 Chicago, IL 60615 - Carol Muhammad																															
Oct-16	12	0	0	0	8	4	0	0	12	0	0	0	0	0	0	0	0	0	0	0	12	0	0	0	0	0	0	0	0	0	12
TOTAL	12	0	0	0	8	4	0	0	12	0	0	0	0	0	0	0	0	0	0	12	0	0	0	0	0	0	0	0	0	12	

Screenings Reported by CFC/CPS/DCFS and Month / FY2017 Q1 through Q4

Month	Total Screened	Ages (in Months)						Not Referred	Total Referred	Screenings of Children involved with DCFS			# of Children Ages 0 to 3 Referred to							# of Children Ages 3 to 5 Referred to					Sub-Totals						
		0-11	12-23	24-35	36-47	48-60	61+			In Intact Family Services	Children of Teen Wards	In Foster Care	LEA EI	LEA (ECSE)	PI (center-based)	Child Care Program	HV	Other Services	Multiple Services	Rescreening	LEA (ECSE)	PFA	HS	Child Care Program	Other HV	Multiple Services	Rescreening	Ages 0-35 mos.	Ages 36-61+ mos.		
CFC #12 Child and Family Connections Easter Seals Society of Metro Chicago 17300 South Ozark Avenue - North Bldg. Tinley Park, IL 60477 - Peter Byrne																															
Jul-16	0	0	0	0	0	0	0	0	0	0	0	0	0	0	0	0	0	0	0	0	0	0	0	0	0	0	0	0	0	0	
Aug-16	354	4	5	16	133	150	1	79	110	0	0	1	1	0	0	0	0	0	2	0	3	21	153	0	0	0	6	1	13	25	284
Sep-16	369	9	28	40	197	95	1	89	186	0	0	1	4	0	0	0	0	0	49	0	12	17	172	5	0	0	14	3	5	77	293
Oct-16	459	4	4	19	141	248	43	269	178	0	0	0	1	0	0	0	0	0	0	0	5	35	108	0	0	0	1	1	45	27	432
Nov-16	148	4	7	3	45	69	19	104	44	0	0	0	0	0	0	0	0	0	6	0	2	0	22	3	0	0	3	0	9	14	133
Dec-16	180	6	6	7	76	74	11	70	110	0	0	1	0	0	0	0	0	0	0	0	1	9	49	3	0	0	27	3	18	19	161
Jan-17	184	2	1	10	86	75	7	95	86	0	0	0	1	0	0	0	0	0	0	0	3	18	48	0	0	0	4	4	13	13	168
Feb-17	212	5	10	10	92	70	25	152	60	0	0	2	0	2	0	0	0	1	2	2	1	2	37	0	2	0	5	1	5	25	187
Mar-17	256	3	8	17	97	92	39	162	94	0	0	0	1	1	0	1	0	11	0	0	13	7	19	0	0	0	10	14	31	28	228
Apr-17	346	4	2	29	198	106	7	171	175	0	0	4	0	4	0	0	0	11	4	0	2	12	91	0	0	2	11	3	39	35	311
May-17	311	2	2	24	181	85	15	219	92	0	0	1	1	4	0	0	0	7	0	1	0	5	59	0	0	0	1	3	13	28	281
Jun-17	57	4	3	2	24	23	1	30	27	0	0	0	0	0	0	0	0	9	2	0	0	13	10	10	0	0	30	0	18	9	48
TOTAL	2876	47	76	177	1270	1087	169	1440	1162	0	0	10	9	11	0	1	0	39	65	3	42	139	768	21	2	2	112	33	209	300	2526
CFC #13 Child and Family Connections 130 S. Lafayette Street Suite 200 Macomb, IL 61455 - Chuck Farr																															
Jul-16	13	3	5	5	0	0	0	11	2	0	0	0	1	0	0	0	0	1	0	0	0	0	0	0	0	0	0	0	0	13	0
Aug-16	65	14	14	21	15	4	0	42	0	2	0	0	0	0	0	0	0	1	3	0	2	5	13	0	0	0	0	0	0	49	19
Sep-16	468	380	46	33	5	4	0	10	3	1	0	1	1	0	0	0	0	0	0	0	10	0	1	0	0	0	0	0	0	459	9
Oct-16	23	3	5	14	1	0	0	17	6	0	0	1	2	0	0	0	0	0	0	0	3	0	1	0	0	0	0	0	0	22	1
Nov-16	33	7	8	15	3	0	0	26	7	0	0	0	2	0	0	0	0	0	2	0	0	0	3	0	0	0	0	0	0	30	3
Dec-16	491	422	33	26	6	4	0	16	4	0	0	0	3	0	0	0	0	0	0	0	0	0	1	0	0	0	0	0	0	481	10
Jan-17	58	7	19	17	12	3	0	35	23	0	0	0	1	1	0	0	0	1	0	0	2	2	16	0	0	0	0	0	0	43	15
Feb-17	14	3	6	5	0	0	0	12	2	0	0	0	0	0	0	0	0	0	1	0	0	0	1	0	0	0	0	0	0	14	0
Mar-17	499	419	29	41	10	0	0	22	20	0	0	0	3	0	0	0	0	2	0	0	4	0	11	0	0	0	0	1	0	489	10
Apr-17	106	8	6	27	43	11	11	21	85	0	0	1	1	0	0	0	0	3	0	0	3	4	56	0	0	0	3	0	3	41	65
May-17	9	2	4	3	0	0	0	6	3	0	0	0	0	0	0	0	0	1	0	0	1	0	1	0	0	0	0	0	0	9	0
Jun-17	484	420	38	21	3	2	0	17	0	0	0	0	0	0	0	0	0	0	0	0	0	0	0	0	0	0	0	0	0	479	5
TOTAL	2263	1688	213	228	98	28	11	235	155	3	0	3	14	1	0	0	0	9	6	0	25	11	104	0	0	0	3	1	3	2129	137
CFC #14 Child and Family Connections 3000 W. Rohmann Ave. West Peoria, IL 61604 - Michelle Harr																															
Apr-16	10	3	2	4	1	0	0	0	0	0	0	0	0	0	0	0	0	0	0	0	0	0	0	0	0	0	0	0	0	9	1
May-16	6	4	1	1	0	0	0	0	0	0	0	0	0	0	0	0	0	0	0	0	0	0	0	0	0	0	0	0	0	6	0
Jun-16	460	5	5	35	267	148	0	0	0	0	0	0	0	0	0	0	0	0	0	0	0	14	0	0	0	0	0	0	0	45	415
Jul-16	17	2	6	7	2	0	0	2	3	0	0	0	7	0	0	0	0	0	0	0	2	0	0	0	0	0	0	0	0	15	2

Screenings Reported by CFC/CPS/DCFS and Month / FY2017 Q1 through Q4

Month	Total Screened	Ages (in Months)						Not Referred	Total Referred	Screenings of Children involved with DCFS			# of Children Ages 0 to 3 Referred to								# of Children Ages 3 to 5 Referred to					Sub-Totals					
		0-11	12-23	24-35	36-47	48-60	61+			In Intact Family Services	Children of Teen Wards	In Foster Care	LEA EI	LEA (ECSE)	EHS	PI (center-based)	Child Care Program	HV	Other Services	Multiple Services	Rescreening	LEA (ECSE)	PFA	HS	Child Care Program	Other HV Services	Multiple Services	Rescreening	Ages 0-35 mos.	Ages 36-61+ mos.	
		Aug-16	249	14	13	18	117			75	12	12	3	0	0	0	3	0	0	0	0	0	10	0	8	12	71	0	0	0	14
Sep-16	681	278	79	87	132	104	1	156	167	0	0	4	21	0	0	0	0	0	1	0	25	17	96	0	0	0	35	0	19	444	237
Oct-16	157	10	26	16	57	45	3	65	24	0	0	2	6	0	0	0	0	0	1	0	11	11	10	1	0	0	22	0	15	52	105
Nov-16	100	9	12	20	39	18	2	26	49	2	0	4	0	4	0	0	0	0	2	0	4	13	22	0	0	0	13	0	6	41	59
Dec-16	456	278	53	74	38	13	0	8	76	0	0	9	3	3	0	2	0	1	2	0	17	5	11	0	0	0	6	0	4	405	51
Jan-17	62	3	1	9	30	16	3	7	30	0	0	1	0	1	0	0	0	0	2	0	4	5	16	0	0	1	3	0	5	13	49
Feb-17	355	35	49	69	119	64	19	229	102	9	12	28	13	2	0	2	0	0	3	0	8	8	41	0	0	0	36	0	11	153	202
Mar-17	461	194	47	80	102	34	4	82	87	2	0	0	1	0	0	0	0	0	1	0	5	8	39	0	0	0	11	0	17	321	140
Apr-17	55	1	3	23	20	7	1	10	45	1	0	0	3	4	0	2	0	1	1	0	8	1	31	0	0	0	12	6	3	27	28
May-17	85	2	2	13	35	33	0	19	66	0	0	6	1	3	0	0	1	0	0	0	6	4	34	0	0	0	7	0	10	17	68
Jun-17	892	255	54	101	305	175	2	504	49	0	0	2	7	22	0	0	0	0	5	0	20	0	5	3	0	0	3	0	1	410	482
TOTAL	4046	1093	353	557	1264	732	47	1120	701	14	12	56	65	39	0	6	1	2	28	0	118	98	376	4	0	1	162	6	104	2003	2043

CFC #15 Child and Family Connections Serv. Will. Grundy, Kankakee Cnties, Inc 2300 Glenwood Ave. Joliet, IL 60435 - Rachel Cimino

May-16	8	0	4	3	0	1	0	8	0	0	0	0	0	0	0	0	0	0	0	0	0	0	0	0	0	0	0	0	7	1	
Jul-16	36	3	3	4	17	9	0	20	8	0	0	1	0	0	0	0	0	0	0	0	0	0	8	0	0	0	1	0	2	10	26
Aug-16	714	7	16	48	376	271	3	255	339	55	0	1	7	1	0	0	1	0	3	0	2	120	362	33	2	8	6	32	30	71	650
Sep-16	1283	470	83	56	329	344	7	233	472	15	0	1	1	0	2	0	0	0	0	0	1	137	336	7	23	3	0	1	20	609	680
Oct-16	788	29	40	66	316	314	23	398	334	0	0	12	13	0	0	0	1	0	1	0	7	100	150	89	1	1	2	2	20	135	653
Nov-16	250	4	7	20	101	103	15	124	111	0	0	1	2	0	0	0	0	0	0	0	1	54	54	0	15	3	0	0	4	31	219
Dec-16	808	379	73	77	111	139	29	155	174	2	0	3	7	0	0	0	1	0	0	0	2	73	85	1	0	0	0	2	7	529	279
Jan-17	364	3	10	33	130	159	26	249	115	0	0	2	2	0	0	0	0	0	1	0	4	42	37	0	0	2	0	1	30	46	315
Feb-17	568	13	8	45	230	210	61	286	282	1	0	5	10	1	0	0	2	0	5	0	0	51	171	1	16	0	7	12	14	66	501
Mar-17	1071	412	94	137	261	147	20	226	373	0	0	1	9	0	0	0	0	0	19	0	6	62	199	0	0	0	10	6	67	643	428
Apr-17	475	7	16	50	237	157	8	217	258	0	0	0	16	4	0	0	0	0	4	0	3	28	138	3	0	1	6	1	61	73	402
May-17	418	9	13	44	184	167	1	108	310	0	0	3	2	4	0	0	0	0	5	0	5	60	184	0	18	0	15	1	18	66	352
Jun-17	601	454	54	51	20	22	0	67	22	0	0	2	1	2	0	0	0	0	0	0	1	5	18	0	0	0	1	5	0	559	42
TOTAL	7384	1790	421	634	2312	2043	193	2346	2798	73	0	32	70	12	2	0	5	0	38	0	32	732	1742	134	75	18	48	63	273	2845	4548

CFC #16 Child and Family Connections 103 S. Country Fair Drive Champaign, IL 61821 - Maggie Jones

Jul-16	143	51	39	36	11	7	0	140	0	0	0	0	2	0	0	0	0	0	0	0	1	0	0	0	0	0	0	0	0	126	18
Aug-16	447	60	48	57	178	104	0	142	89	1	0	5	9	0	0	0	0	0	0	0	6	19	211	0	0	0	13	0	28	165	282
Sep-16	1053	552	81	48	189	139	0	184	126	0	0	10	3	0	0	0	0	0	2	0	1	65	102	3	0	0	36	6	9	681	328
Oct-16	697	109	55	81	201	242	9	391	207	0	0	14	2	0	0	0	0	0	0	0	6	16	86	1	0	0	19	0	110	245	452
Nov-16	276	89	50	38	75	23	1	127	72	8	0	2	11	0	0	0	0	4	0	0	2	11	61	0	4	0	6	0	2	177	99

Screenings Reported by CFC/CPS/DCFS and Month / FY2017 Q1 through Q4

Month	Total Screened	Ages (in Months)						Not Referred	Total Referred	Screenings of Children involved with DCFS			# of Children Ages 0 to 3 Referred to								# of Children Ages 3 to 5 Referred to					Sub-Totals					
		0-11	12-23	24-35	36-47	48-60	61+			In Intact Family Services	Children of Teen Wards	In Foster Care	EI	LEA (ECSE)	EHS	PI (center-based)	Child Care Program	HV	Other Services	Multiple Services	Rescreening	LEA (ECSE)	PFA	HS	Child Care Program	Other HV Services	Multiple Services	Rescreening	Ages 0-35 mos.	Ages 36-61+ mos.	
Dec-16	718	573	69	32	25	19	0	159	8	1	0	0	3	0	0	0	0	0	0	0	5	0	0	0	0	0	0	0	674	44	
Jan-17	279	82	55	55	60	26	1	210	69	0	0	0	13	0	0	0	0	1	9	1	4	41	2	0	0	2	8	6	192	87	
Feb-17	418	89	56	93	106	57	17	245	173	0	0	5	29	2	1	0	0	0	13	0	17	94	0	0	0	10	12	17	238	180	
Mar-17	873	584	81	58	92	43	4	188	125	0	0	1	8	0	0	0	0	3	3	0	5	76	0	0	0	12	5	25	723	139	
Apr-17	339	79	44	36	129	49	2	219	117	0	0	4	7	0	0	0	0	3	0	0	20	78	0	0	3	15	0	1	159	180	
May-17	115	39	23	14	22	16	1	86	29	0	0	0	9	0	0	0	0	0	0	0	0	0	0	0	0	18	0	1	76	39	
Jun-17	632	513	64	38	13	4	0	66	8	0	0	0	4	0	0	0	0	0	0	0	0	0	0	0	0	0	0	0	615	17	
TOTAL	5990	2820	665	586	1101	729	35	2157	1023	10	0	41	100	2	1	0	0	11	27	1	41	162	749	6	4	3	131	31	199	4071	1865

CFC #17 Child and Family Connections 510 Maine Street Suite 615 Quincy, IL 62301 - Michelle Schwanke & Ashley Edwards

Aug-16	121	5	5	17	59	35	0	78	0	0	0	0	4	0	0	0	0	0	0	0	2	0	0	0	0	0	0	29	27	94	
Sep-16	522	248	26	29	97	115	6	169	0	0	0	0	0	0	0	0	0	0	0	1	6	0	0	0	0	0	0	42	303	218	
Oct-16	226	1	1	6	94	109	15	189	33	0	0	0	0	0	0	0	0	0	0	1	5	0	0	0	0	0	0	27	8	218	
Nov-16	134	2	1	3	30	78	20	114	14	0	0	0	0	0	0	0	0	0	0	1	0	0	0	0	0	0	13	6	128		
Dec-16	302	244	31	12	10	5	0	14	5	0	0	0	0	0	0	0	0	0	0	2	1	0	0	0	0	0	0	2	287	15	
Jan-17	53	2	2	5	23	18	3	32	21	0	0	0	0	0	0	0	0	8	0	0	2	3	0	0	0	0	0	7	9	44	
Feb-17	157	2	2	24	66	47	16	136	21	0	0	1	2	0	0	0	0	4	9	0	1	6	0	0	1	1	0	17	28	129	
Mar-17	361	220	21	43	62	12	3	64	38	3	0	2	0	0	0	0	0	0	0	0	1	0	0	0	0	0	0	26	284	77	
Apr-17	187	2	5	72	86	21	1	135	52	4	0	3	1	0	0	0	0	0	0	0	2	0	0	0	0	0	0	28	79	108	
May-17	85	2	1	24	43	15	0	57	28	4	0	0	2	0	0	0	0	0	0	0	0	0	0	0	0	0	0	18	27	58	
Jun-17	262	229	19	7	3	4	0	3	0	0	0	0	0	0	0	0	0	0	0	0	0	0	0	0	0	0	0	0	255	7	
TOTAL	2410	957	114	242	573	459	64	991	212	11	0	6	9	0	0	0	0	12	9	0	49	21	9	0	0	1	1	0	209	1313	1096

CFC #18 Child and Family Connections Sangamon Co. Public Health Department 2833 South Grand Avenue, East Springfield, IL 62703 - Lisa McGlothlin

Jul-16	13	0	0	0	10	3	0	0	0	0	0	0	0	0	0	0	0	0	0	0	2	12	2	0	0	1	0	2	0	13
Aug-16	98	2	7	8	41	40	0	17	55	0	0	0	1	2	0	0	0	0	0	0	2	52	0	0	0	1	0	13	17	81
Sep-16	488	361	65	46	24	11	0	2	2	1	0	0	2	0	0	0	0	2	0	2	0	26	0	0	0	6	0	9	472	35
Oct-16	32	5	8	16	3	0	0	0	0	0	0	0	0	0	0	0	0	1	0	0	0	0	0	0	0	0	0	29	3	
Nov-16	31	3	10	14	1	3	0	9	0	0	0	0	1	0	0	0	0	0	0	0	0	0	0	0	0	0	0	27	4	
Dec-16	400	339	43	14	1	3	0	0	1	0	0	0	0	0	0	0	0	0	0	0	0	1	0	0	0	0	0	0	396	4
Feb-17	7	0	0	0	5	2	0	0	7	0	0	0	0	0	0	0	0	0	0	0	0	7	1	0	0	0	0	3	0	7
Mar-17	478	333	50	31	29	26	9	44	57	0	0	0	9	0	0	0	0	0	0	0	3	45	0	0	0	0	0	0	414	64
Apr-17	22	4	1	3	10	4	0	16	6	0	0	0	0	0	0	0	0	0	0	0	0	0	0	0	0	0	0	8	14	
May-17	17	0	0	0	14	3	0	0	17	0	0	0	0	0	0	0	0	0	0	0	0	17	0	0	0	3	0	7	0	17

Screenings Reported by CFC/CPS/DCFS and Month / FY2017 Q1 through Q4

Month	Total Screened	Ages (in Months)						Not Referred	Total Referred	Screenings of Children involved with DCFS			# of Children Ages 0 to 3 Referred to								# of Children Ages 3 to 5 Referred to					Sub-Totals					
		0-11	12-23	24-35	36-47	48-60	61+			In Intact Family Services	Children of Teen Wards	In Foster Care	EI	LEA (ECSE)	PFA	EHS	PI (center-based)	Child Care Program	HV	Other Services	Multiple Services	Rescreening	LEA (ECSE)	PFA	HS	Child Care Program	Other HV Services	Multiple Services	Rescreening	Ages 0-35 mos.	Ages 36-61+ mos.
Jul-16	60	20	25	31	19	6	7	0	0	0	0	0	6	0	32	0	0	0	33	0	21	3	21	7	0	0	9	0	1	76	32
Aug-16	202	46	26	36	157	105	13	3	32	0	0	0	0	0	0	0	0	3	0	4	21	169	0	0	0	26	7	1	108	275	
Sep-16	1403	715	214	159	156	134	15	517	0	0	0	13	0	0	0	0	0	12	0	1	14	134	14	0	0	5	0	3	1088	305	
Oct-16	117	37	26	12	26	9	7	0	0	0	0	1	0	1	0	0	0	1	0	111	4	0	2	0	0	2	0	0	75	42	
Nov-16	568	233	113	78	70	66	8	124	432	0	0	0	20	0	3	0	0	0	1	0	0	5	27	2	0	0	2	0	0	424	144
Dec-16	1222	708	189	151	91	75	8	496	73	0	0	0	12	0	1	0	0	0	19	0	4	4	33	0	0	0	9	0	1	1048	174
Jan-17	545	236	184	225	109	47	6	343	36	0	0	0	9	0	0	0	0	0	0	0	2	1	30	1	0	0	1	0	0	645	162
Feb-17	627	198	112	112	106	91	6	465	63	0	0	2	14	0	10	0	0	0	1	0	5	20	34	10	0	0	8	2	3	422	203
Mar-17	974	622	104	71	102	70	5	103	61	0	0	0	7	0	1	0	0	0	1	0	5	10	36	3	0	0	0	0	9	797	177
Apr-17	909	204	140	184	249	123	14	638	227	0	0	2	7	1	3	0	0	0	4	0	4	17	156	16	0	0	15	0	23	528	386
May-17	822	212	145	138	191	124	12	702	120	0	0	0	10	0	0	0	0	0	0	0	0	9	91	4	0	0	7	15	0	495	327
Jun-17	1243	835	158	101	83	46	0	450	6	0	0	0	4	0	0	0	0	0	0	0	2	0	0	0	0	0	0	0	1094	129	
Sep-17	54	0	0	1	38	15	0	50	4	0	0	0	0	0	0	0	0	0	0	0	4	0	0	0	0	0	0	0	1	53	
TOTAL	9521	4642	1679	1751	1504	972	119	3897	1058	0	0	4	139	1	100	0	0	0	130	0	184	134	780	69	0	0	100	24	43	8072	2595

CFC #22 Child and Family Connections 101 South Lincoln Centralia, IL 62801 - Bill Ferguson

Jul-16	37	6	15	16	0	0	0	0	0	0	0	0	4	0	8	0	0	0	0	0	3	0	0	0	0	0	0	0	0	37	0
Aug-16	277	7	18	22	132	98	0	34	47	0	0	0	0	0	9	0	1	14	0	0	3	18	207	25	32	0	0	7	32	47	230
Sep-16	641	424	53	40	75	48	1	67	75	0	0	4	6	0	11	0	14	4	0	4	27	13	15	1	43	0	0	11	44	517	124
Oct-16	167	6	17	10	44	89	1	54	113	0	0	0	6	0	0	0	20	0	0	5	20	5	4	0	79	0	8	5	79	33	134
Nov-16	255	22	54	57	53	66	3	25	194	0	0	0	17	0	9	0	96	0	1	17	102	6	3	0	93	0	3	16	92	133	122
Dec-16	468	385	36	23	18	6	0	13	38	0	0	0	2	0	10	0	12	0	0	4	12	2	1	2	12	0	0	9	12	444	24
Jan-17	150	23	30	28	38	31	0	21	129	0	0	0	10	0	9	0	59	0	0	10	59	4	6	0	53	0	0	9	53	81	69
Feb-17	158	15	16	49	65	14	0	108	27	0	0	1	5	2	0	0	3	0	3	2	8	6	1	0	12	0	0	5	12	80	79
Mar-17	1408	348	110	281	310	278	81	451	380	1	0	4	36	1	1	0	27	0	0	9	39	27	425	61	15	0	1	3	27	739	669
Apr-17	130	5	35	60	15	14	1	38	37	0	0	2	10	0	9	0	6	0	0	6	6	1	5	2	14	0	0	14	15	100	30
May-17	201	16	42	40	38	65	0	25	172	0	0	1	23	0	4	0	78	0	0	78	78	10	13	2	72	0	0	72	72	98	103
Jun-17	467	371	57	18	12	9	0	3	21	0	0	0	2	0	8	0	2	0	0	2	3	1	0	3	8	0	0	8	8	446	21
TOTAL	4359	1628	483	644	800	718	87	839	1233	1	0	12	121	3	78	0	318	18	4	137	360	93	680	96	433	0	12	159	446	2755	1605

CFC #23 Child and Family Connections c/o WOVSED 800 S. Division, P.O. Box 320 Norris City, IL 62869 - Kathy Murphy

Jul-16	13	5	4	4	0	0	0	12	0	0	0	0	1	0	0	0	0	0	0	0	0	0	0	0	0	0	1	0	0	13	0
Aug-16	135	0	5	1	86	43	0	0	61	0	0	0	2	16	0	0	0	0	0	0	0	2	41	0	0	0	0	0	0	6	129
Sep-16	488	188	34	29	129	108	0	179	119	0	0	0	6	0	1	0	0	0	0	0	0	4	82	0	0	0	0	0	66	251	237
Oct-16	154	6	13	13	63	59	0	87	67	0	0	0	4	0	1	0	0	0	0	0	2	3	56	0	0	0	0	0	28	32	122

Screenings Reported by CFC/CPS/DCFS and Month / FY2017 Q1 through Q4

Month	Total Screened	Ages (in Months)						Not Referred	Total Referred	Screenings of Children involved with DCFS			# of Children Ages 0 to 3 Referred to								# of Children Ages 3 to 5 Referred to					Sub-Totals					
		0-11	12-23	24-35	36-47	48-60	61+			In Intact Family Services	Children of Teen Wards	In Foster Care	EI	LEA (ECSE)	PI (center-based)	Child Care Program	HV	Other Services	Multiple Services	Rescreening	LEA (ECSE)	PFA	HS	Child Care Program	Other HV Services	Multiple Services	Rescreening	Ages 0-35 mos.	Ages 36-61+ mos.		
Sep-16	565	275	39	36	95	121	1	8	116	4	0	1	2	0	0	1	0	0	1	0	1	33	70	0	0	3	7	4	5	350	217
Oct-16	379	17	24	60	123	149	6	146	81	0	0	1	1	0	0	0	0	0	0	0	61	22	0	0	0	3	0	1	101	278	
Nov-16	164	20	34	33	35	38	3	8	100	0	0	2	2	0	0	0	0	0	0	2	22	20	0	0	0	5	0	1	87	76	
Dec-16	372	217	46	34	32	35	8	32	28	0	0	0	0	0	0	0	0	0	0	7	13	9	0	0	0	3	0	6	297	75	
Jan-17	156	24	34	42	29	26	0	6	59	0	0	1	0	0	0	0	0	0	9	1	2	24	17	0	0	0	9	0	3	100	55
Feb-17	293	30	47	64	62	59	31	192	53	3	0	0	1	0	6	0	0	0	0	7	7	15	23	2	0	0	7	4	5	141	152
Mar-17	422	253	48	47	41	24	4	26	47	0	0	0	0	0	0	0	0	0	0	1	19	24	0	0	0	4	0	0	348	69	
Apr-17	127	24	34	37	20	11	0	19	30	0	0	0	0	0	0	0	0	0	4	0	10	8	0	0	0	5	0	3	95	31	
May-17	129	18	23	39	46	3	0	3	57	0	0	0	0	4	0	0	0	0	0	0	17	35	0	0	0	1	1	1	80	49	
Jun-17	406	217	28	50	75	36	0	4	120	0	0	0	0	0	0	0	0	0	0	0	4	107	0	0	0	4	0	1	295	111	
TOTAL	3466	1123	401	500	753	606	75	446	802	7	0	5	6	4	6	1	0	0	10	12	20	241	594	2	0	3	83	9	27	2024	1434
Chicago Health Department / Clinics																															
Sep-16	4333	3937	345	121	30	14	0	0	0	0	0	0	0	0	0	0	0	0	0	0	0	0	0	0	0	0	0	0	0	4403	44
Dec-16	3592	3207	254	100	19	12	0	0	0	0	0	0	0	0	0	0	0	0	0	0	0	0	0	0	0	0	0	0	0	3561	31
Mar-17	3552	3106	288	128	13	17	0	0	0	0	0	0	0	0	0	0	0	0	0	0	0	0	0	0	0	0	0	0	0	3522	30
Jun-17	3224	2844	231	108	25	16	0	0	0	0	0	0	0	0	0	0	0	0	0	0	0	0	0	0	0	0	0	0	0	3183	41
TOTAL	14701	13094	1118	457	87	59	0	0	0	0	0	0	0	0	0	0	0	0	0	0	0	0	0	0	0	0	0	0	14669	146	
Chicago Public Schools, Exec Director Office of Diverse Learner Supprt & Services 42 West Madison St. 2nd Floor Chicago, IL 60602 - Vacant																															
Jul-16	98	1	2	10	44	28	13	14	0	0	0	0	3	0	0	0	0	0	0	0	0	0	0	0	0	48	0	33	13	85	
Sep-16	377	21	58	93	103	88	14	171	91	0	0	10	33	0	0	0	0	0	0	42	58	0	0	0	0	0	0	73	172	205	
Oct-16	422	12	50	62	110	129	59	192	79	0	0	12	24	0	0	0	0	0	0	36	55	0	0	0	0	0	0	115	124	298	
Nov-16	675	18	66	130	193	84	9	357	318	0	0	3	40	0	0	0	0	0	0	54	56	0	0	0	0	0	0	168	214	286	
Dec-16	478	16	42	82	116	122	100	264	60	0	0	4	16	0	0	0	0	0	0	34	46	0	0	0	0	0	0	120	140	338	
Jan-17	399	15	23	96	114	95	56	231	168	0	0	0	7	0	0	0	0	0	0	36	0	0	0	0	0	50	0	75	134	265	
Mar-17	426	9	27	62	161	109	58	228	82	0	0	0	15	0	0	0	0	0	0	25	0	0	0	0	0	42	0	86	98	328	
Apr-17	197	4	6	33	67	55	32	105	43	0	0	0	9	0	0	0	0	0	0	15	34	0	0	0	0	0	0	34	43	154	
May-17	364	1	14	31	138	107	73	194	84	0	0	8	12	0	0	0	0	0	0	9	72	0	0	0	0	0	0	77	46	318	
Jun-17	242	4	12	45	86	70	25	110	56	0	0	0	12	0	0	0	0	0	0	19	44	0	0	0	0	0	0	57	61	181	
TOTAL	3678	101	300	644	1132	887	439	1866	981	0	0	37	171	0	0	0	0	0	0	270	365	0	0	0	0	140	0	838	1045	2458	
DCFS/Erikson Institute Statewide 451 North LaSalle Street Chicago, IL 60654 - Andria Goss																															
Jul-16	43	15	20	17	11	0	0	0	0	0	0	0	23	0	16	0	0	0	7	0	19	0	0	15	0	0	12	0	0	52	11
Aug-16	80	32	17	29	2	0	0	0	0	0	0	0	14	0	32	0	0	0	8	0	18	1	0	28	0	0	9	0	0	78	2

Screenings Reported by CFC/CPS/DCFS and Month / FY2017 Q1 through Q4

Month	Total Screened	Ages (in Months)						Not Referred	Total Referred	Screenings of Children involved with DCFS			# of Children Ages 0 to 3 Referred to								# of Children Ages 3 to 5 Referred to					Sub-Totals					
		0-11	12-23	24-35	36-47	48-60	61+			In Intact Family Services	Children of Teen Wards	In Foster Care	LEA EI	LEA (ECSE)	EHS	PI (center-based)	Child Care Program	HV	Other Services	Multiple Services	Rescreening	LEA (ECSE)	PFA	HS	Child Care Program	HV	Other Services	Multiple Services	Rescreening	Ages 0-35 mos.	Ages 36-61+ mos.
Sep-16	95	38	33	18	6	0	0	0	0	0	0	0	33	1	20	1	0	0	6	0	27	4	0	10	0	0	12	0	0	89	6
Oct-16	103	38	27	33	5	0	0	0	0	0	0	25	0	24	0	0	0	9	0	36	1	0	27	0	0	9	0	0	98	5	
Nov-16	113	27	41	42	3	0	0	0	0	0	0	38	0	23	0	0	0	11	0	32	1	0	17	0	0	6	0	0	110	3	
Dec-16	41	8	12	21	0	0	0	0	0	0	0	15	0	0	0	0	0	9	0	22	0	0	25	0	0	7	0	0	41	0	
Jan-17	95	28	33	28	6	0	0	0	0	0	0	39	0	14	0	0	0	12	0	19	5	0	35	0	0	3	0	0	89	6	
Feb-17	86	21	30	32	3	0	0	0	0	0	0	30	0	18	0	0	0	12	0	30	2	0	43	0	0	14	0	0	83	3	
Mar-17	100	30	34	33	3	0	0	0	0	0	0	35	15	13	0	0	0	4	0	22	3	0	37	0	0	10	0	0	97	3	
Apr-17	89	24	31	31	3	0	0	5	52	0	0	40	0	21	0	0	0	9	0	15	1	0	13	0	0	12	0	0	86	3	
May-17	91	30	24	33	4	0	0	3	36	0	0	33	4	12	0	0	0	12	0	32	1	0	12	0	0	13	0	0	87	4	
Jun-17	98	38	27	31	2	0	0	0	0	0	0	24	0	29	0	0	0	8	0	27	0	0	32	0	0	9	0	0	96	2	
TOTAL	1034	329	329	348	48	0	0	8	88	0	0	349	20	222	1	0	0	107	0	299	19	0	294	0	0	116	0	0	1006	48	

Screenings Reported by CFC/CPS/DCFS and Agencies Represented / FY2017 Q1 through Q4

Agency Type	Total Screened	Ages (in Months)							Not Referred	Total Referred	Screenings of Children involved with DCFS			# of Children Ages 0 to 3 Referred to								# of Children Ages 3 to 5 Referred to					Sub-Totals				
		0-11	12-23	24-35	36-47	48-60	61+	In Intact Family Services			Children of Teen Wards	In Foster Care	LEA EI	LEA (ECSE)	PI (center-based)	Child Care Program	HV	Other Services	Multiple Services	Rescreening	LEA (ECSE)	PFA	HS	Child Care Program	Other HV Services	Multiple Services	Rescreening	Ages 0-35 mos.	Ages 36-61+ mos.		
		CFC #04 Child and Family Connections 1551 East Fabyan Parkway Geneva, IL 60134 - Ellana Mavromatis																													
CC	199	18	26	34	62	58	1	85	72	0	0	0	9	0	0	0	1	0	0	0	7	0	53	0	0	0	4	0	2	78	121
CFC	98	12	20	24	15	21	5	48	10	0	0	0	15	0	0	0	0	0	1	0	3	0	6	0	0	0	3	0	0	56	41
DCFS	111	31	40	31	3	7	0	3	11	0	0	9	8	0	0	0	0	0	0	0	5	0	0	0	1	0	0	0	0	102	10
DT	1	1	0	0	0	0	0	0	0	0	0	0	1	0	0	0	0	0	1	0	1	0	0	0	0	0	0	0	0	1	0
EI	89	12	14	21	16	22	4	24	4	0	0	0	0	0	0	0	0	0	0	0	3	1	0	0	0	0	0	0	2	47	42
FCM	3077	3020	38	19	0	0	0	0	0	0	0	0	0	0	0	0	0	0	0	0	0	0	0	0	0	0	0	0	0	3077	0
HD	29	4	11	8	4	3	0	12	5	0	0	0	2	0	0	0	0	0	0	0	0	0	0	0	0	0	0	0	23	7	
HS/EHS	330	10	11	20	149	121	21	144	0	0	0	0	0	0	0	0	0	0	0	0	0	0	0	0	0	0	0	0	0	41	291
HV	134	36	43	54	4	0	0	107	19	0	0	0	13	0	0	0	0	0	0	2	6	0	0	0	1	0	0	0	1	133	4
IZ	0	0	0	0	0	0	0	0	0	0	0	0	0	0	0	0	0	0	0	0	0	0	0	0	0	0	0	0	0	0	0
LEA	3270	17	28	93	1564	1101	31	373	1373	52	0	7	20	9	0	0	0	0	9	1	10	374	1404	2	0	0	127	53	340	138	2696
MFP	161	30	33	23	42	32	1	105	16	0	0	0	3	0	1	0	0	0	1	0	0	6	7	1	0	0	1	4	0	86	75
PAT	284	95	78	115	3	0	0	228	27	0	0	0	16	0	0	0	0	0	0	0	0	0	0	0	0	0	0	0	288	3	
PI	9	3	1	5	0	0	0	9	0	0	0	0	0	0	0	0	0	0	0	0	0	0	0	0	0	0	0	0	9	0	
CFC #05 Child and Family Connections 750 Warrenville Road Suite 300 Lisle, IL 60532 - Lori Orr																															
CFC	124	12	15	15	32	43	8	86	38	0	0	0	20	0	0	0	0	0	2	2	2	3	0	0	0	0	9	0	4	42	83
DCFS	84	19	24	23	9	9	0	0	0	0	0	0	0	0	0	0	0	0	0	0	0	0	0	0	0	0	0	0	0	66	18
EI	225	12	18	20	105	66	4	14	0	0	0	0	24	0	0	0	0	0	25	0	29	23	110	4	0	0	8	0	9	50	175
FCM	2630	2515	92	23	0	0	0	0	0	0	0	0	0	0	0	0	0	0	0	0	0	0	0	0	0	0	0	0	0	2630	0
HD	29	0	0	0	19	10	0	11	18	0	0	0	0	0	0	0	0	0	0	0	0	5	8	0	0	0	1	4	0	0	29
HS/EHS	14	0	0	0	7	5	2	7	7	0	0	0	0	0	0	0	0	0	0	0	0	2	5	0	0	0	0	0	0	0	14
LEA	3163	141	219	519	1290	927	69	974	1624	0	0	7	89	64	2	1	10	22	80	5	97	577	943	19	0	0	63	16	230	879	2286
PAT	19	1	1	0	8	9	0	0	0	0	0	0	0	0	0	0	0	0	0	0	0	0	9	0	0	0	0	0	2	2	17
CFC #06 Child and Family Connections 1835 West Central Road Arlington Heights, IL 60005 - Brenda DeVito																															
CFC	0	0	0	0	0	0	0	0	0	0	0	0	0	0	0	0	0	0	0	0	0	0	0	0	0	0	0	0	0	0	0
LEA	1805	2	14	282	807	525	176	516	846	3	0	3	31	68	2	0	0	0	15	0	6	424	535	0	2	0	134	5	65	298	1508
CFC #07 Child and Family Connections One Westbrook Corporate Center Suite 640 Westchester, IL 60154 - JoAnn Alferink																															
DT	74	0	0	2	8	64	0	0	0	0	0	0	0	0	0	0	0	0	0	0	0	36	0	0	0	38	0	0	2	72	
FCM	574	566	5	3	0	0	0	0	0	0	0	0	0	0	0	0	0	0	0	0	0	0	0	0	0	0	0	0	0	574	0
LEA	548	22	14	84	222	206	2	55	314	0	0	1	7	8	0	0	0	0	49	0	0	36	272	0	0	0	92	0	7	120	430

Screenings Reported by CFC/CPS/DCFS and Agencies Represented / FY2017 Q1 through Q4

Agency Type	Total Screened	Screenings of Children involved with DCFS							# of Children Ages 0 to 3 Referred to											# of Children Ages 3 to 5 Referred to					Sub-Totals											
		Ages (in Months)						Not Referred	Total Referred	Family Services	Children of Teen Wards	In Foster Care	LEA EI	LEA (ECSE)	PI (center-based)	Child Care Program	HV	Other Services	Multiple Services	Rescreening	LEA (ECSE)	PFA	HS	Child Care Program	HV	Other Services	Multiple Services	Rescreening	Ages 0-35 mos.	Ages 36-61+ mos.						
		0-11	12-23	24-35	36-47	48-60	61+																													
CFC #08 Branddecker Center Attn: Child and Family Connections 9455 South Hoyne Avenue Chicago, IL 60643 - Marlene Stroube																																				
DCFS	0	0	0	0	0	0	0	0	0	0	0	0	0	0	0	0	0	0	0	0	0	0	0	0	0	0	0	0	0	0	0	0	0	0	0	0
HS/EHS	0	0	0	0	0	0	0	0	0	0	0	0	0	0	0	0	0	0	0	0	0	0	0	0	0	0	0	0	0	0	0	0	0	0	0	0
LEA	0	0	0	0	0	0	0	0	0	0	0	0	0	0	0	0	0	0	0	0	0	0	0	0	0	0	0	0	0	0	0	0	0	0	0	0
CFC #09 Child and Family Connections 5422 W. Roosevelt Road Chicago, IL 60644 - Grace Ortiz																																				
FCM	1623	1478	108	27	0	0	0	0	0	0	0	0	0	0	0	0	0	0	0	0	0	0	0	0	0	0	0	0	0	0	0	0	0	0	1613	0
CFC #10 Child and Family Connections 1525 E. 55th Street Suite 203 Chicago, IL 60615 - Carol Muhammad																																				
LEA	12	0	0	0	8	4	0	0	12	0	0	0	0	0	0	0	0	0	0	0	12	0	0	0	0	0	0	0	0	0	0	0	0	0	12	0
CFC #12 Child and Family Connections Easter Seals Society of Metro Chicago 17300 South Ozark Avenue - North Bldg. Tinley Park, IL 60477 - Peter Byrne																																				
LEA	2837	45	71	146	1269	1087	169	1434	1128	0	0	9	5	11	0	1	0	39	65	3	5	139	767	21	2	2	112	33	209	262	2525	0	0	0	0	
PI	39	2	5	31	1	0	0	6	34	0	0	1	4	0	0	0	0	0	0	0	37	0	1	0	0	0	0	0	0	0	38	1	0	0	0	
CFC #13 Child and Family Connections 130 S. Lafayette Street Suite 200 Macomb, IL 61455 - Chuck Farr																																				
DCFS	120	30	31	34	15	10	0	0	0	0	0	0	0	0	0	0	0	0	0	0	0	0	0	0	0	0	0	0	0	0	0	0	0	95	25	
FCM	1712	1595	83	34	0	0	0	0	0	0	0	0	0	0	0	0	0	0	0	0	0	0	0	0	0	0	0	0	0	0	0	0	0	1712	0	
HV	98	20	25	55	1	0	0	68	8	3	0	1	2	0	0	0	0	2	5	0	5	0	0	0	0	0	0	0	0	0	0	0	100	1		
LEA	87	0	0	0	58	18	11	1	68	0	0	0	0	0	0	0	0	0	0	0	7	61	0	0	0	3	0	3	0	0	0	87	0	87	0	
PI	301	59	90	127	25	0	0	219	81	0	0	2	13	1	0	0	0	8	1	0	20	4	43	0	0	0	0	1	0	0	276	25	0	0	0	
CFC #14 Child and Family Connections 3000 W. Rohmann Ave. West Peoria, IL 61604 - Michelle Harr																																				
CC	206	30	44	42	46	30	14	202	4	8	12	20	4	0	0	0	0	0	0	0	0	0	0	0	0	0	0	0	0	0	0	0	0	116	90	
CFC	174	25	37	35	37	38	2	129	36	0	0	8	21	4	0	0	0	0	3	0	33	5	1	3	0	0	7	0	9	97	77	0	0	0	0	
DCFS	278	78	84	82	20	14	0	0	0	0	0	0	0	0	0	0	0	0	0	0	0	0	0	0	0	0	0	0	0	0	0	0	244	34	0	0
DT	11	1	4	6	0	0	0	3	6	0	0	0	6	0	0	0	0	0	0	0	0	0	0	0	0	0	0	0	0	0	0	0	11	0	0	0
EI	27	14	5	4	3	1	0	0	0	0	0	0	0	0	0	0	0	0	0	0	0	0	0	0	0	0	0	0	0	0	0	0	23	4	0	0
FCM	1073	884	107	82	0	0	0	0	0	0	0	0	0	0	0	0	0	0	0	0	0	0	0	0	0	0	0	0	0	0	0	0	0	1073	0	0
HS/EHS	7	0	0	0	4	3	0	6	1	0	0	0	0	0	0	0	0	0	0	0	1	0	0	0	0	0	0	0	0	0	0	0	0	0	7	0
HV	206	30	44	42	46	30	14	202	4	8	12	20	4	0	0	0	0	0	0	0	0	0	0	0	0	0	0	0	0	0	0	0	116	90	0	0
LEA	2151	46	50	277	1135	612	31	683	632	6	0	26	13	37	0	6	1	2	25	0	69	90	376	1	0	1	160	6	87	373	1778	0	0	0	0	
LIC	130	15	20	26	27	42	0	109	21	0	0	2	19	0	0	0	0	0	0	0	17	1	0	0	0	0	1	0	9	61	69	0	0	0	0	
PI	57	8	9	11	23	6	0	5	52	0	0	0	6	0	0	0	0	2	0	0	20	3	6	0	0	0	18	0	3	28	29	0	0	0	0	
TIPS	12	0	2	9	1	0	0	9	3	0	0	0	2	0	0	0	0	0	0	0	0	1	0	0	0	0	0	0	0	0	11	1	0	0	0	

Screenings Reported by CFC/CPS/DCFS and Agencies Represented / FY2017 Q1 through Q4

Agency Type	Total Screened	Screenings of Children involved with DCFS								# of Children Ages 0 to 3 Referred to								# of Children Ages 3 to 5 Referred to								Sub-Totals												
		Ages (in Months)						Not Referred	Total Referred	Family Services	In Intact Children	In Teen Wards	In Foster Care	LEA EI	LEA (ECSE)	PI (center-based)	Child Care Program	HV	Other Services	Multiple Services	Rescreening	LEA (ECSE)	PFA	HS	Child Care Program	HV	Other Services	Multiple Services	Rescreening	Ages 0-35 mos.	Ages 36-61+ mos.							
		0-11	12-23	24-35	36-47	48-60	61+																															
CFC #15 Child and Family Connections Serv. Will, Grundy, Kankakee Cnties, Inc 2300 Glenwood Ave. Joliet, IL 60435 - Rachel Cimino																																						
CC	135	21	35	45	12	20	2	119	16	0	0	11	9	1	0	0	0	0	0	0	0	0	0	0	0	0	0	0	0	0	0	0	0	0	0	0	101	34
CFC	141	9	16	23	61	32	0	111	24	0	0	0	7	0	0	0	0	0	0	0	3	0	4	8	45	30	0	0	2	32	5	48	93					
DCFS	231	52	67	54	35	23	0	0	0	0	0	0	0	0	0	0	0	0	0	0	0	0	0	0	0	0	0	0	0	0	0	0	0	0	173	58		
EI	55	11	17	17	5	4	1	34	21	0	0	9	10	0	0	0	0	0	0	0	7	0	4	0	0	0	0	0	0	0	0	0	0	0	45	10		
FCM	1810	1605	151	54	0	0	0	0	0	0	0	0	0	0	0	0	0	0	0	0	0	0	0	0	0	0	0	0	0	0	0	0	0	0	1810	0		
HD	23	9	6	4	2	2	0	21	2	0	0	0	0	0	0	0	0	0	0	0	0	0	1	0	0	0	0	0	1	0	0	0	0	19	4			
HS/EHS	131	9	21	18	41	42	0	112	8	0	0	0	4	0	0	0	0	0	0	0	0	0	0	4	0	0	0	0	0	0	0	0	0	0	48	83		
HV	193	53	63	63	9	5	0	152	15	0	0	1	15	0	0	0	0	0	0	0	0	0	0	0	0	0	0	0	0	0	0	0	2	179	14			
LEA	4720	11	33	346	2200	1949	190	1835	2717	73	0	11	20	11	2	0	5	0	31	0	11	726	1742	134	75	18	47	63	273	390	4339							
MFP	64	11	17	23	10	3	0	52	12	0	0	0	7	0	0	0	0	0	0	0	0	0	6	1	0	0	0	0	0	0	0	0	0	51	13			
CFC #16 Child and Family Connections 103 S. Country Fair Drive Champaign, IL 61821 - Maggie Jones																																						
CFC	1	0	1	0	0	0	0	0	0	0	0	0	0	0	0	0	0	0	0	0	0	0	1	0	0	0	0	0	0	0	0	0	0	0	1	0		
DCFS	170	55	56	39	15	5	0	0	0	0	0	0	0	0	0	0	0	0	0	0	0	0	0	0	0	0	0	0	0	0	0	0	0	150	20			
EI	53	12	12	17	1	0	0	27	20	0	0	0	16	1	0	0	0	0	0	0	0	3	1	0	0	0	0	0	0	0	0	0	0	41	1			
FCM	2689	2158	273	152	52	54	0	600	11	0	0	0	9	0	0	0	0	0	0	0	0	0	0	2	0	0	0	0	0	0	0	0	0	2583	106			
HC	159	3	3	45	86	18	4	6	153	0	0	2	7	1	1	0	0	0	25	0	13	2	80	0	0	0	7	16	44	51	108							
HD	718	309	90	121	140	54	4	408	174	0	0	2	38	1	1	0	0	0	25	0	13	2	80	0	0	0	7	16	44	520	198							
HFI	643	242	169	142	57	34	0	636	0	0	0	7	0	0	0	0	0	0	0	0	0	0	0	0	0	0	0	0	0	0	0	553	91					
HS/EHS	503	25	21	35	180	232	10	356	147	0	0	16	4	0	0	0	0	0	0	0	12	12	0	0	0	0	0	0	0	118	81	422						
HV	88	16	39	33	0	0	0	15	16	9	0	1	13	0	0	0	0	11	0	1	1	0	0	0	0	0	0	0	0	0	0	88	0					
LEA	1117	0	1	45	656	350	21	115	647	1	0	22	8	0	0	0	0	0	2	0	11	147	667	6	4	3	124	15	37	46	1027							
MIECHV	443	22	33	43	135	200	10	291	146	1	0	14	9	0	0	0	0	7	0	1	12	12	0	0	0	0	0	0	0	111	98	345						
PI	9	2	4	3	0	0	0	0	3	8	0	1	2	0	0	0	0	4	0	0	1	0	0	0	0	0	0	0	0	0	9	0						
WIC	1254	466	337	255	109	88	0	1236	11	0	0	0	16	0	0	0	0	0	0	0	0	0	2	0	0	0	0	0	0	1058	197							
CFC #17 Child and Family Connections 510 Maine Street Suite 615 Quincy, IL 62301 - Michelle Schwanke & Ashley Edwards																																						
CFC	8	2	4	2	0	0	0	6	0	0	0	0	2	0	0	0	0	0	0	0	0	0	0	0	0	0	0	0	0	0	0	0	0	8	0			
DCFS	99	27	31	22	13	6	0	0	0	0	0	0	0	0	0	0	0	0	0	0	0	0	0	0	0	0	0	0	0	0	0	0	80	19				
EI	9	1	2	6	0	0	0	9	0	0	0	0	0	0	0	0	0	0	0	0	0	0	0	0	0	0	0	0	0	0	0	9	0					
FCM	994	911	61	22	0	0	0	0	0	0	0	0	0	0	0	0	0	0	0	0	0	0	0	0	0	0	0	0	0	0	0	0	994	0				
HV	15	4	6	5	0	0	0	10	0	0	0	0	0	0	0	0	0	0	0	0	0	0	0	0	0	0	0	0	0	0	15	0						
LEA	1285	12	10	185	560	453	64	966	212	11	0	6	7	0	0	0	0	12	9	0	49	21	9	0	0	1	1	0	209	207	1077							
PI	32	4	4	13	7	4	0	19	13	0	0	0	2	0	0	0	0	12	9	0	0	0	9	0	0	1	1	0	1	21	11							

Screenings Reported by CFC/CPS/DCFS and Agencies Represented / FY2017 Q1 through Q4

Agency Type	Total Screened	Ages (in Months)						Not Referred	Total Referred	Screenings of Children involved with DCFS			# of Children Ages 0 to 3 Referred to								# of Children Ages 3 to 5 Referred to					Sub-Totals						
		0-11	12-23	24-35	36-47	48-60	61+			In Intact Family Services	Children of Teen Wards	In Foster Care	LEA EI	LEA (ECSE)	EHS	PI (center-based)	Child Care Program	HV	Other Services	Multiple Services	Rescreening	LEA (ECSE)	PFA	HS	Child Care Program	HV	Other Services	Multiple Services	Rescreening	Ages 0-35 mos.	Ages 36-61+ mos.	
CFC #25 Child and Family Connections Options & Advocacy for McHenry Co. 365 Millennium Drive, Suite A Crystal Lake, IL 60012 - Karen Rios																																
CC	453	31	67	90	106	146	12	284	50	3	0	1	4	0	6	0	0	0	0	0	7	16	37	0	2	0	0	5	4	6	188	264
CFC	657	128	166	186	75	99	3	8	58	0	0	0	0	0	0	0	0	0	0	0	0	0	18	0	0	0	0	0	0	1	480	177
DCFS	54	16	21	14	2	1	0	0	0	0	0	0	0	0	0	0	0	0	0	0	0	0	0	0	0	0	0	0	0	51	3	
EI	294	77	104	113	0	0	0	0	166	0	0	0	0	0	0	0	0	0	0	0	0	0	0	0	0	0	0	0	0	294	0	
FCM	928	871	43	14	0	0	0	0	0	0	0	0	0	0	0	0	0	0	0	0	0	0	0	0	0	0	0	0	0	928	0	
HS/EHS	180	0	0	0	77	99	4	6	0	0	0	0	0	0	0	0	0	0	0	0	0	18	0	0	0	0	0	0	0	0	180	0
LEA	1074	0	0	83	567	358	59	148	528	4	0	4	2	4	0	1	0	0	10	5	4	186	594	0	0	3	78	5	20	83	984	
Chicago Health Department / Clinics , -																																
DCFS	750	213	281	224	87	59	0	0	0	0	0	0	0	0	0	0	0	0	0	0	0	0	0	0	0	0	0	0	0	718	146	
FCM	****	****	837	233	0	0	0	0	0	0	0	0	0	0	0	0	0	0	0	0	0	0	0	0	0	0	0	0	0	13951	0	
Chicago Public Schools, Exec Director Office of Diverse Learner Supprt & Services 42 West Madison St. 2nd Floor Chicago, IL 60602 - Vacant																																
LEA	3678	101	300	644	1132	887	439	1866	981	0	0	37	171	0	0	0	0	0	0	0	0	270	365	0	0	0	0	140	0	838	1045	2458
DCFS/Erikson Institute Statewide 451 North LaSalle Street Chicago, IL 60654 - Andria Goss																																
DCFS	1034	329	329	348	48	0	0	8	88	0	0	0	349	20	222	1	0	0	107	0	299	19	0	294	0	0	116	0	0	1006	48	

Screenings Reported by CFC/CPS/DCFS and Screening Tools Utilized / FY2017 Q1 through Q4

Screening Tool	Total Screened	Ages (in Months)							Not Referred	Total Referred	Screenings of Children involved with DCFS			# of Children Ages 0 to 3 Referred to								# of Children Ages 3 to 5 Referred to													
		0-11	12-23	24-35	36-47	48-60	61+	In Intact Family Services			Children of Teen Wards	In Foster Care	LEA EI	LEA (ECSE)	EHS	PI (center-based)	Child Care Program	HV	Other Services	Multiple Services	Rescreening	LEA (ECSE)	PFA	HS	Child Care Program	Other HV Services	Multiple Services	Rescreening							
Play-Based	83	0	0	4	45	34	0	2	49	1	0	1	0	2	2	0	0	0	0	0	0	0	0	0	0	0	0	3	31	42	0	0	0	1	5
Speed DIAL-4	62	0	0	22	28	11	1	30	32	1	0	0	0	0	0	0	0	0	0	0	0	0	0	0	0	0	0	31	0	0	0	1	0	0	
CFC #04 Child and Family Connections 1551 East Fabyan Parkway Geneva, IL 60134 - Ellana Mavromatis																																			
ASQ	306	30	43	56	114	62	4	142	131	0	0	0	8	0	0	0	0	0	0	0	0	0	0	0	0	0	4	51	58	0	0	0	0	10	
ASQ-3	1107	137	148	173	334	314	2	450	447	4	0	14	49	0	1	0	1	0	2	2	19	18	343	1	2	0	23	5	128						
ASQ-SE	580	62	71	129	207	99	9	248	279	0	0	9	28	0	0	0	0	0	2	1	22	108	85	0	1	0	27	52	64						
ASQ:SE-2	48	11	23	17	3	0	0	40	8	0	0	0	7	0	0	0	0	0	0	2	2	0	0	0	1	0	0	0	0	0	0	0	0		
BAT	121	1	2	16	53	41	0	17	104	0	0	0	6	0	0	0	0	0	2	1	9	9	49	0	0	0	27	1	6						
BRIG	152	0	0	1	70	70	3	8	144	0	0	0	0	0	0	0	0	0	0	0	0	0	126	0	0	0	18	0	9						
DIAL	171	0	0	9	94	56	6	124	53	0	0	0	0	2	0	0	0	0	0	0	0	31	13	0	0	0	0	0	21						
DIAL-4	873	3	7	15	496	320	33	185	469	48	0	2	1	2	0	0	0	0	0	0	1	140	286	0	0	0	17	52	86						
Play-Based	205	0	0	0	117	73	9	112	98	0	0	0	0	0	0	0	0	0	0	0	0	64	22	0	0	0	0	0	28						
PLS	236	0	0	0	151	73	12	85	139	0	0	0	0	0	0	0	0	0	0	0	0	60	71	0	0	0	0	47	55						
PLS 4/5	72	0	0	0	41	25	0	44	33	0	0	0	0	0	0	0	0	0	0	0	0	21	18	0	0	0	0	4	14						
Speed DIAL-4	152	0	0	2	88	62	0	0	0	0	0	0	0	0	0	0	0	0	0	0	0	37	104	0	0	0	6	0	5						
CFC #05 Child and Family Connections 750 Warrenville Road Suite 300 Lisle, IL 60532 - Lori Orr																																			
ASQ	318	1	1	19	169	126	2	0	299	0	0	0	0	5	0	1	9	0	0	0	0	130	155	2	0	0	0	0	0	0	0	0	7		
ASQ-3	1439	120	191	343	436	319	27	641	791	0	0	6	43	56	1	0	1	22	43	3	53	165	353	4	0	0	6	4	85						
ASQ-SE	621	112	173	191	83	54	4	444	172	0	0	0	36	9	0	0	1	22	0	2	13	52	32	0	0	0	10	10	6						
ASQ:SE-2	13	0	2	2	6	2	1	8	5	0	0	0	0	0	0	0	0	0	0	0	0	3	0	0	0	0	1	0	1						
CIP	140	0	2	34	56	46	2	38	30	0	0	0	1	2	0	0	0	0	0	0	2	33	44	0	0	0	0	0	4						
DIAL	123	1	1	10	45	51	15	20	74	0	0	0	0	0	0	0	0	0	0	0	0	45	19	0	0	0	7	0	12						
DIAL-4	476	4	4	27	251	179	7	156	301	0	0	3	7	2	0	0	9	0	2	2	0	72	244	0	0	0	12	10	11						
Play-Based	4	0	0	0	2	2	0	4	0	0	0	0	0	0	0	0	0	0	0	0	0	0	0	0	0	0	0	0	0	0	0	0	0		
Pre-IPT	64	2	1	1	34	22	0	15	49	0	0	0	4	0	0	0	0	0	0	0	0	11	21	0	0	0	8	10	0						
Speed DIAL-4	13	0	0	2	8	3	0	0	0	0	0	0	0	0	0	0	0	0	0	0	0	3	7	0	0	0	0	2	1						
CFC #06 Child and Family Connections 1835 West Central Road Arlington Heights, IL 60005 - Brenda DeVito																																			
ASQ	120	0	0	9	69	41	1	0	109	0	0	0	9	0	0	0	0	0	0	0	0	13	70	0	2	0	13	0	13						
ASQ-3	194	0	0	65	80	42	6	73	70	0	0	0	0	0	0	0	0	0	0	0	1	91	1	0	0	0	16	0	0						
ASQ-SE	13	0	0	0	5	5	2	4	9	0	0	0	0	0	0	0	0	0	0	0	0	8	0	0	0	0	0	0	0						
ASQ:SE-2	53	0	0	9	31	11	2	36	17	0	0	0	0	0	0	0	0	0	0	0	0	3	0	0	0	0	14	0	0						
BAT	79	0	0	0	55	24	0	0	79	0	0	0	0	0	0	0	0	0	0	0	0	2	65	0	0	0	0	0	0						

Screenings Reported by CFC/CPS/DCFS and Screening Tools Utilized / FY2017 Q1 through Q4

Screening Tool	Total Screened	Ages (in Months)							Not Referred	Total Referred	Screenings of Children involved with DCFS			# of Children Ages 0 to 3 Referred to								# of Children Ages 3 to 5 Referred to								
		0-11	12-23	24-35	36-47	48-60	61+	In Intact Family Services			Children of Teen Wards	In Foster Care	LEA EI	LEA (ECSE)	PI (EHS)	Child Care Program	Other HV	Multiple Services	Rescreening	LEA (ECSE)	PFA	HS	Child Care Program	Other HV	Multiple Services	Rescreening				
BRIG	86	0	0	4	37	38	7	38	44	0	0	0	0	3	0	0	0	0	1	0	1	37	2	0	0	0	1	0	4	
DIAL	295	2	10	82	106	80	23	157	138	3	0	2	14	43	0	0	0	0	0	0	2	80	0	0	0	0	0	0	6	
DIAL-4	386	0	3	19	134	96	134	177	192	0	0	1	7	2	0	0	0	0	2	0	2	49	86	0	0	0	33	3	20	
Fluharty	126	0	0	0	3	3	120	114	12	0	0	0	0	0	0	0	0	0	0	0	0	3	0	0	0	0	0	0	9	
Fluharty-2	2	0	0	0	0	2	0	2	0	0	0	0	0	0	0	0	0	0	0	0	0	0	0	0	0	0	0	0	0	
HAPP-3	1	0	0	0	1	0	0	0	1	0	0	0	0	0	0	0	0	0	0	0	0	1	0	0	0	0	0	0	0	
Social His	2	0	0	0	0	2	0	0	2	0	0	0	0	0	0	0	0	0	0	0	0	2	0	0	0	0	0	0	0	
Speed DIAL-4	103	0	0	10	54	37	2	0	30	0	0	0	9	0	0	0	0	0	0	0	0	20	50	0	2	0	20	0	2	
TPBA	53	0	0	9	31	11	2	36	17	0	0	0	0	0	0	0	0	0	0	0	0	3	0	0	0	0	14	0	0	
CFC #07	Child and Family Connections One Westbrook Corporate Center Suite 640 Westchester, IL 60154 - JoAnn Alferink																													
ASQ	145	21	13	8	50	52	1	14	76	0	0	0	3	8	0	0	0	0	0	0	15	90	0	0	0	0	0	0	3	
BRIG	22	0	0	0	19	3	0	20	2	0	0	0	0	0	0	0	0	0	0	0	2	0	0	0	0	0	0	0	1	
DIAL-R	34	0	0	9	16	9	0	0	34	0	0	0	0	0	0	0	0	9	0	0	0	21	0	0	0	4	0	0	0	
Hearing	21	3	2	0	10	6	0	5	16	0	0	0	0	0	0	0	0	0	0	0	0	16	0	0	0	0	0	0	0	
PLS	69	16	3	2	24	23	1	9	60	0	0	0	1	8	0	0	0	0	0	0	12	38	0	0	0	0	0	0	1	
PLS 4/5	55	2	8	6	16	23	0	0	0	0	0	0	2	0	0	0	0	0	0	0	3	36	0	0	0	0	0	0	2	
Speed DIAL-4	145	21	13	8	50	52	1	14	76	0	0	0	3	8	0	0	0	0	0	0	15	90	0	0	0	0	0	0	3	
CFC #08	Branddecker Center Attn: Child and Family Connections 9455 South Hoyne Avenue Chicago, IL 60643 - Marlene Stroube																													
ASQ-3	0	0	0	0	0	0	0	0	0	0	0	0	0	0	0	0	0	0	0	0	0	0	0	0	0	0	0	0	0	0
ASQ-SE	0	0	0	0	0	0	0	0	0	0	0	0	0	0	0	0	0	0	0	0	0	0	0	0	0	0	0	0	0	0
ESI-P	0	0	0	0	0	0	0	0	0	0	0	0	0	0	0	0	0	0	0	0	0	0	0	0	0	0	0	0	0	0
CFC #12	Child and Family Connections Easter Seals Society of Metro Chicago 17300 South Ozark Avenue - North Bldg. Tinley Park, IL 60477 - Peter Byrne																													
ASQ	184	28	33	22	66	34	1	79	105	0	0	1	1	0	0	0	0	38	2	1	0	22	45	10	0	2	35	2	18	
ASQ-3	67	4	5	34	19	5	0	6	62	0	0	1	4	0	0	1	0	1	3	0	37	4	20	0	0	0	1	1	0	
DIAL	65	0	1	5	34	24	1	13	52	0	0	0	0	1	0	0	0	0	1	0	0	8	27	0	2	0	1	0	12	
DIAL-3	12	0	0	0	6	5	1	7	5	0	0	0	0	0	0	0	0	0	0	0	5	0	0	0	0	0	0	0	0	
DIAL-4	1613	6	3	65	828	569	93	912	673	0	0	8	0	10	0	1	0	10	11	2	5	65	363	10	0	0	72	31	127	
ESI	629	0	0	0	294	259	74	543	86	0	0	0	0	0	0	0	0	0	0	0	2	0	0	0	0	9	11	76		
CFC #13	Child and Family Connections 130 S. Lafayette Street Suite 200 Macomb, IL 61455 - Chuck Farr																													
ASQ	246	43	74	105	24	0	0	166	79	0	0	2	12	1	0	0	0	7	1	0	20	4	43	0	0	0	0	1	0	
ASQ-3	98	20	25	55	1	0	0	68	8	3	0	1	2	0	0	0	0	2	5	0	5	0	0	0	0	0	0	0	0	

Screenings Reported by CFC/CPS/DCFS and Screening Tools Utilized / FY2017 Q1 through Q4

Screening Tool	Total Screened	Ages (in Months)							Not Referred	Total Referred	Screenings of Children involved with DCFS			# of Children Ages 0 to 3 Referred to								# of Children Ages 3 to 5 Referred to							
		0-11	12-23	24-35	36-47	48-60	61+	In Intact Family Services			Children of Teen Wards	In Foster Care	LEA EI	LEA (ECSE)	EHS	PI (center-based)	Child Care Program	HV	Other Services	Multiple Services	Rescreening	LEA (ECSE)	PFA	HS	Child Care Program	Other HV Services	Multiple Services	Rescreening	
ASQ-SE	246	43	74	105	24	0	0	166	79	0	0	2	12	1	0	0	0	7	1	0	20	4	43	0	0	0	0	1	0
DIAL	42	0	0	0	24	7	11	1	41	0	0	0	0	0	0	0	0	0	0	0	0	2	24	0	0	0	0	0	3
CFC #14 Child and Family Connections 3000 W. Rohmann Ave. West Peoria, IL 61604 - Michelle Harr																													
ASQ	824	52	73	107	363	215	14	718	41	8	12	21	9	21	0	0	0	0	1	0	7	0	1	0	0	0	1	0	2
ASQ-3	344	46	62	65	86	83	2	228	115	0	0	10	43	2	0	0	0	2	3	0	67	11	7	3	0	0	24	0	20
BAT	159	0	2	23	85	44	5	50	89	0	0	0	2	0	0	6	0	0	2	0	6	1	21	0	0	0	42	0	30
BRIG	889	49	73	103	406	244	14	715	95	8	12	23	9	21	0	0	0	1	0	0	4	61	0	0	1	19	0	1	
BRIG-3	400	0	0	102	210	79	9	72	331	4	0	21	0	14	0	0	0	11	0	0	29	177	0	0	0	33	0	20	
DIAL-4	151	8	8	27	55	49	4	36	89	1	0	2	6	2	0	0	1	1	0	0	19	13	0	0	0	31	0	10	
ESI	13	0	0	2	10	1	0	0	13	1	0	0	0	0	0	0	0	1	0	0	1	25	0	0	0	9	6	1	
Fluharty	755	19	29	75	398	229	5	554	113	0	0	1	5	21	0	6	0	0	3	0	6	0	21	0	0	0	43	0	30
HAPP-3	57	5	8	10	26	8	0	5	52	0	0	0	6	0	0	0	0	1	0	0	4	7	0	0	0	22	0	2	
Play-Based	19	0	0	0	14	5	0	0	8	0	0	0	0	0	0	0	0	0	0	0	9	0	0	0	1	11	0	4	
PLS 4/5	1	0	0	0	0	0	1	0	1	0	0	0	0	0	0	0	0	0	0	0	0	0	0	0	0	0	1	0	0
CFC #15 Child and Family Connections Serv. Will. Grundy, Kankakee Cnties, Inc 2300 Glenwood Ave. Joliet, IL 60435 - Rachel Cimino																													
ASQ	631	45	74	66	235	203	8	252	378	0	0	26	33	1	2	0	3	0	7	0	17	114	229	5	2	11	1	0	0
ASQ-3	482	76	112	129	83	80	2	407	62	0	0	1	30	2	0	0	0	0	0	0	6	11	1	0	0	0	0	0	15
ASQ-SE	1700	1	7	70	742	760	120	1244	446	0	0	0	3	0	0	0	0	0	3	0	3	142	164	34	0	3	22	35	163
ASQ:SE-2	115	29	36	37	9	2	2	109	6	0	0	0	6	0	0	0	0	0	0	0	0	0	0	0	0	0	0	0	0
BRIG	1642	7	16	128	675	701	115	1186	395	0	0	1	10	1	0	0	0	0	3	0	9	157	239	34	0	0	22	35	58
DIAL	475	1	11	11	237	210	5	144	316	0	0	6	6	0	0	0	5	0	0	0	124	135	0	74	4	0	0	11	
DIAL-4	2439	15	32	258	1141	938	64	474	1818	73	0	5	13	10	2	0	0	0	28	0	8	452	1289	97	1	11	25	28	69
ESI-P	54	0	0	5	37	12	0	36	18	0	0	0	0	0	0	0	0	0	0	0	5	51	3	0	0	0	0	15	
HELP	57	0	0	17	23	17	0	0	6	0	0	1	0	0	0	0	0	0	0	0	37	20	0	0	0	0	0	0	
Play-Based	458	0	0	104	147	179	14	25	433	2	0	0	0	0	0	0	0	0	0	0	191	240	0	0	0	0	0	0	2
CFC #16 Child and Family Connections 103 S. Country Fair Drive Champaign, IL 61821 - Maggie Jones																													
ASQ	722	42	46	104	266	250	14	370	301	0	0	18	15	1	1	0	0	0	25	0	26	14	80	0	0	0	7	16	162
ASQ-3	1430	480	367	303	150	114	17	1306	104	9	0	2	43	1	0	0	0	11	0	1	8	11	41	0	0	0	2	0	1
ASQ-SE	1342	482	376	288	109	88	0	1251	27	9	0	1	29	0	0	0	0	11	0	1	1	0	2	0	0	0	0	0	0
BRIG	105	0	0	22	40	26	17	47	58	0	0	1	2	0	0	0	0	0	0	0	4	10	39	0	0	0	2	0	1
DENVER	16	0	1	3	7	5	0	0	7	0	0	1	1	0	0	0	0	0	0	0	1	6	0	0	0	0	0	6	0
DIAL	466	0	0	0	302	162	2	15	450	1	0	17	0	0	0	0	0	0	0	0	47	405	0	4	0	59	9	3	

Screenings Reported by CFC/CPS/DCFS and Screening Tools Utilized / FY2017 Q1 through Q4

Screening Tool	Total Screened	Ages (in Months)							Not Referred	Total Referred	Screenings of Children involved with DCFS			# of Children Ages 0 to 3 Referred to								# of Children Ages 3 to 5 Referred to								
		0-11	12-23	24-35	36-47	48-60	61+	In Intact Family Services			Children of Teen Wards	In Foster Care	LEA EI	LEA (ECSE)	EHS	PI (center-based)	Child Care Program	HV	Other Services	Multiple Services	Rescreening	LEA (ECSE)	PFA	HS	Child Care Program	Other HV Services	Multiple Services	Rescreening		
DIAL-3	16	0	1	3	7	5	0	0	7	0	0	1	1	0	0	0	0	0	0	0	1	6	0	0	0	0	0	6	0	
DIAL-4	255	0	0	4	147	58	2	47	115	0	0	3	0	0	0	0	0	0	0	0	0	27	102	3	0	3	29	0	3	
ESI-R (P & K Ed.)	503	25	21	35	180	232	10	356	147	0	0	16	4	0	0	0	0	0	0	0	12	12	0	0	0	0	0	0	118	
MIECHV	80	3	0	0	45	32	0	72	8	0	0	2	0	0	0	0	0	0	0	0	0	0	0	0	0	0	0	0	7	
TPBA	151	0	0	43	86	18	4	6	145	0	0	2	2	1	1	0	0	0	0	25	0	13	2	80	0	0	0	7	16	44
CFC #17 Child and Family Connections 510 Maine Street Suite 615 Quincy, IL 62301 - Michelle Schwanke & Ashley Edwards																														
ASQ-3	9	1	2	6	0	0	0	9	0	0	0	0	0	0	0	0	0	0	0	0	0	0	0	0	0	0	0	0	0	0
BRIG	32	4	4	13	7	4	0	19	13	0	0	0	2	0	0	0	0	12	9	0	0	0	9	0	0	1	1	0	1	
DIAL	536	0	0	135	269	109	23	389	147	11	0	6	3	0	0	0	0	0	0	0	42	6	0	0	0	0	0	0	95	
HELP	15	4	6	5	0	0	0	10	0	0	0	0	0	0	0	0	0	0	0	0	0	0	0	0	0	0	0	0	0	
Speed DIAL-4	32	4	4	13	7	4	0	19	13	0	0	0	2	0	0	0	0	12	9	0	0	0	9	0	0	1	1	0	1	
CFC #18 Child and Family Connections Sangamon Co. Public Health Department 2833 South Grand Avenue, East Springfield, IL 62703 - Lisa McGlothlin																														
ASQ	39	13	14	13	0	0	0	9	5	0	0	0	5	0	0	0	0	0	0	0	0	0	0	0	0	0	0	0	0	0
ASQ-3	84	16	23	40	5	0	0	10	5	0	0	0	2	2	0	0	0	0	1	0	0	0	0	0	0	0	0	0	0	0
ASQ-SE	84	16	23	40	5	0	0	10	5	0	0	0	2	2	0	0	0	0	1	0	0	0	0	0	0	0	0	0	0	0
BRIG	134	15	19	36	30	34	0	11	54	0	0	0	2	0	0	0	0	0	1	0	0	1	52	0	0	0	1	0	13	
CIP	0	0	0	12	6	0	0	0	0	1	0	0	0	0	0	0	0	0	1	0	2	0	9	0	0	0	2	0	4	
DIAL-4	35	0	0	4	21	10	0	10	6	0	0	0	0	0	0	0	0	0	0	0	2	1	0	0	0	0	0	0	0	
CFC #19 Child and Family Connections c/o Macon County Mental Health Board 132 South Water, Suite 604 Decatur, IL 62523 - Debbie Floyd																														
ASQ	247	62	92	93	0	0	0	152	8	23	5	18	9	0	0	0	0	0	0	0	0	0	0	0	0	0	0	0	0	0
ASQ-SE	247	62	92	93	0	0	0	152	8	23	5	18	9	0	0	0	0	0	0	0	0	0	0	0	0	0	0	0	0	0
BRIG	1175	21	23	254	357	200	320	262	913	0	0	0	12	18	0	0	0	0	1	0	0	84	746	5	0	0	72	29	4	
DIAL-4	8	0	0	0	6	1	0	7	0	0	0	0	0	0	0	0	0	0	0	0	0	7	0	0	0	0	0	0	0	
HELP	247	62	92	93	0	0	0	152	8	23	5	18	9	0	0	0	0	0	0	0	0	0	0	0	0	0	0	0	0	0
CFC #20 Child and Family Connections 1901 S. 4th St. Suite 209 Effingham, IL 62401 - Rita Wahl																														
ASQ	11	0	6	5	0	0	0	8	3	0	0	0	3	0	0	0	0	0	0	0	1	0	0	0	0	0	0	0	0	0
ASQ-3	84	12	7	13	28	24	0	79	5	0	0	1	0	3	0	0	0	28	0	0	0	2	50	0	0	0	14	0	0	
BRIG	993	6	15	122	262	177	411	374	619	0	0	0	4	9	0	0	0	0	0	0	1	47	552	1	0	0	5	1	1	
DAYC- 2	1	0	0	1	0	0	0	0	1	0	0	0	0	0	0	0	0	0	1	1	0	0	0	0	0	0	0	0	0	
DIAL	16	0	0	7	8	1	0	13	3	0	0	0	0	0	0	0	0	0	0	0	1	0	0	0	0	0	0	0	2	
DIAL-3	28	0	0	0	18	10	0	21	7	0	0	1	0	0	0	0	0	0	0	0	0	1	0	0	0	0	6	0	0	

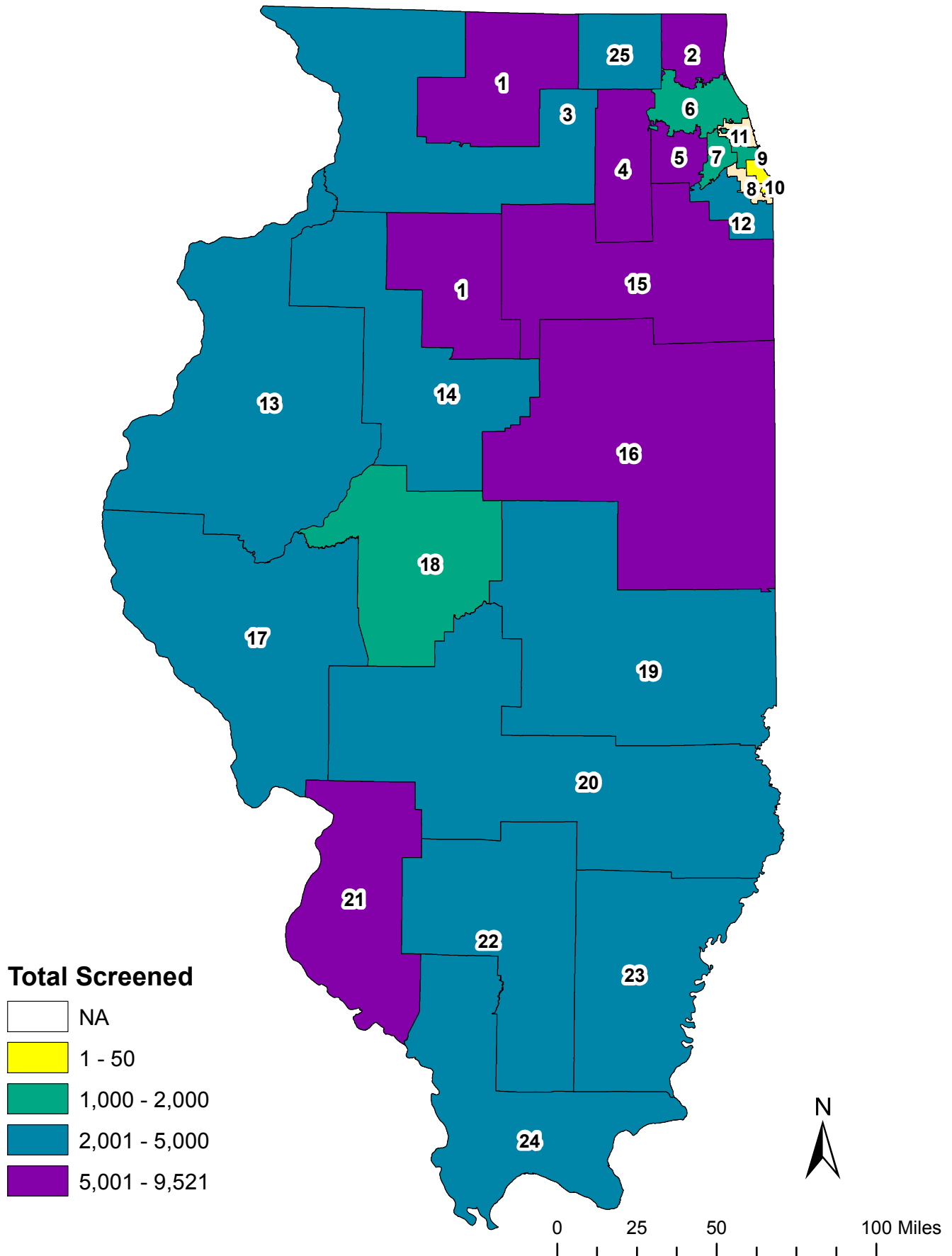
Screenings Reported by CFC/CPS/DCFS and Screening Tools Utilized / FY2017 Q1 through Q4

Screening Tool	Total Screened	Ages (in Months)							Not Referred	Total Referred	Screenings of Children involved with DCFS			# of Children Ages 0 to 3 Referred to									# of Children Ages 3 to 5 Referred to						
		0-11	12-23	24-35	36-47	48-60	61+	In Intact Family Services			Children of Teen Wards	In Foster Care	LEA EI	LEA (ECSE)	EHS	PI (center-based)	Child Care Program	HV	Other Services	Multiple Services	Rescreening	LEA (ECSE)	PFA	HS	Child Care Program	Other HV Services	Multiple Services	Rescreening	
DIAL-4	84	12	7	13	28	24	0	79	5	0	0	1	0	3	0	0	0	28	0	0	0	2	50	0	0	0	14	0	0
CFC #21 Child and Family Connections 4 Eagle Center Suite #4 O'Fallon, IL 62269 - Nicole Van Hise																													
ASQ	164	10	10	41	72	29	2	56	108	0	0	0	11	0	0	0	0	0	3	0	0	6	94	6	0	0	2	0	0
ASQ-3	1447	471	370	255	192	144	0	1325	12	0	0	0	23	0	84	0	0	0	81	0	37	3	17	17	0	0	17	0	3
BRIG	76	1	0	9	29	21	16	6	24	0	0	2	0	0	12	0	0	0	4	0	1	27	11	11	0	0	0	10	0
DENVER	4	2	2	0	0	0	0	0	4	0	0	0	2	0	0	0	0	0	0	0	2	0	0	0	0	0	0	0	0
DIAL-4	243	10	10	75	98	44	6	70	127	0	0	2	11	1	0	0	0	0	3	0	0	13	137	12	0	0	4	0	6
Speed DIAL-4	140	0	3	40	75	22	0	22	94	0	0	2	0	1	0	0	0	0	0	0	3	5	54	16	0	0	2	0	18
CFC #22 Child and Family Connections 101 South Lincoln Centralia, IL 62801 - Bill Ferguson																													
ASQ	620	13	44	78	244	241	0	29	286	1	0	0	6	0	9	0	0	7	0	0	6	15	569	83	0	0	0	0	8
ASQ-3	1040	89	208	285	229	229	0	80	829	0	0	0	90	0	51	0	318	0	4	137	347	52	5	10	433	0	4	159	433
BRIG	635	3	27	119	216	184	87	574	57	0	0	12	2	3	0	0	0	18	0	0	1	22	9	0	0	0	8	0	4
BRIG-3	51	1	3	9	24	14	0	0	51	0	0	0	1	0	1	0	0	0	0	0	0	0	49	0	0	0	0	0	0
DIAL	408	0	27	63	146	172	0	0	275	0	0	0	5	0	0	0	0	0	0	0	0	7	396	59	0	0	0	0	8
Speech	482	3	14	114	170	102	80	456	26	0	0	3	2	3	0	0	0	0	0	0	1	22	0	0	0	0	0	0	4
CFC #23 Child and Family Connections c/o WOVSED 800 S. Division, P.O. Box 320 Norris City, IL 62869 - Kathy Murphy																													
ASQ	1040	91	187	157	241	363	0	1019	21	0	0	0	14	0	0	1	0	0	1	0	0	4	0	0	0	0	1	0	1
ASQ-3	66	5	11	6	24	20	0	5	61	0	0	0	7	0	0	0	11	0	0	11	11	5	0	0	44	0	0	43	43
DENVER	173	8	17	19	86	43	0	28	71	0	0	0	9	16	1	0	0	0	0	0	2	2	41	0	0	0	0	0	0
DENVER II	7	1	4	2	0	0	0	0	4	0	0	0	2	0	1	0	0	0	0	0	0	1	0	0	0	0	0	0	0
DIAL-4	1293	71	150	152	514	404	1	754	539	0	0	0	8	8	0	0	0	0	1	6	13	14	467	0	0	0	1	140	298
ESI	5	0	0	0	1	4	0	0	5	0	0	0	0	0	0	0	0	0	0	0	0	0	5	0	0	0	0	0	1
Speed DIAL	336	32	43	34	101	125	0	326	10	0	0	0	7	0	0	0	0	0	1	0	0	2	0	0	0	0	0	0	1
Speed DIAL-4	697	59	140	120	140	238	0	687	10	0	0	0	7	0	0	0	0	0	0	0	0	2	0	0	0	0	1	0	0
CFC #24 Child and Family Connections c/o Archway, Inc. 2751 W. Main, P.O. Box 1180 Carbondale, IL 62901-1180 - Deanna Cruse																													
ASQ	296	82	83	76	35	19	1	154	19	1	0	0	7	0	0	16	1	11	2	0	0	0	0	1	0	0	0	0	0
ASQ-2	6	0	2	0	4	0	0	6	0	1	0	0	0	0	0	0	0	0	0	0	0	0	0	0	0	0	0	0	0
ASQ-3	252	34	53	70	44	46	3	4	246	0	0	1	18	0	0	0	125	18	7	88	141	4	28	0	65	0	5	47	67
ASQ-SE	157	22	48	55	28	3	1	49	4	0	0	0	4	0	0	0	0	0	0	0	0	0	0	0	0	0	0	0	
BRIG	441	30	59	89	149	103	11	186	132	19	0	5	6	0	0	7	0	11	27	1	0	1	110	8	0	0	0	4	0
BRIG-3	44	1	5	14	11	12	1	24	20	1	0	1	5	0	0	0	0	0	0	0	0	13	0	0	0	2	0	0	

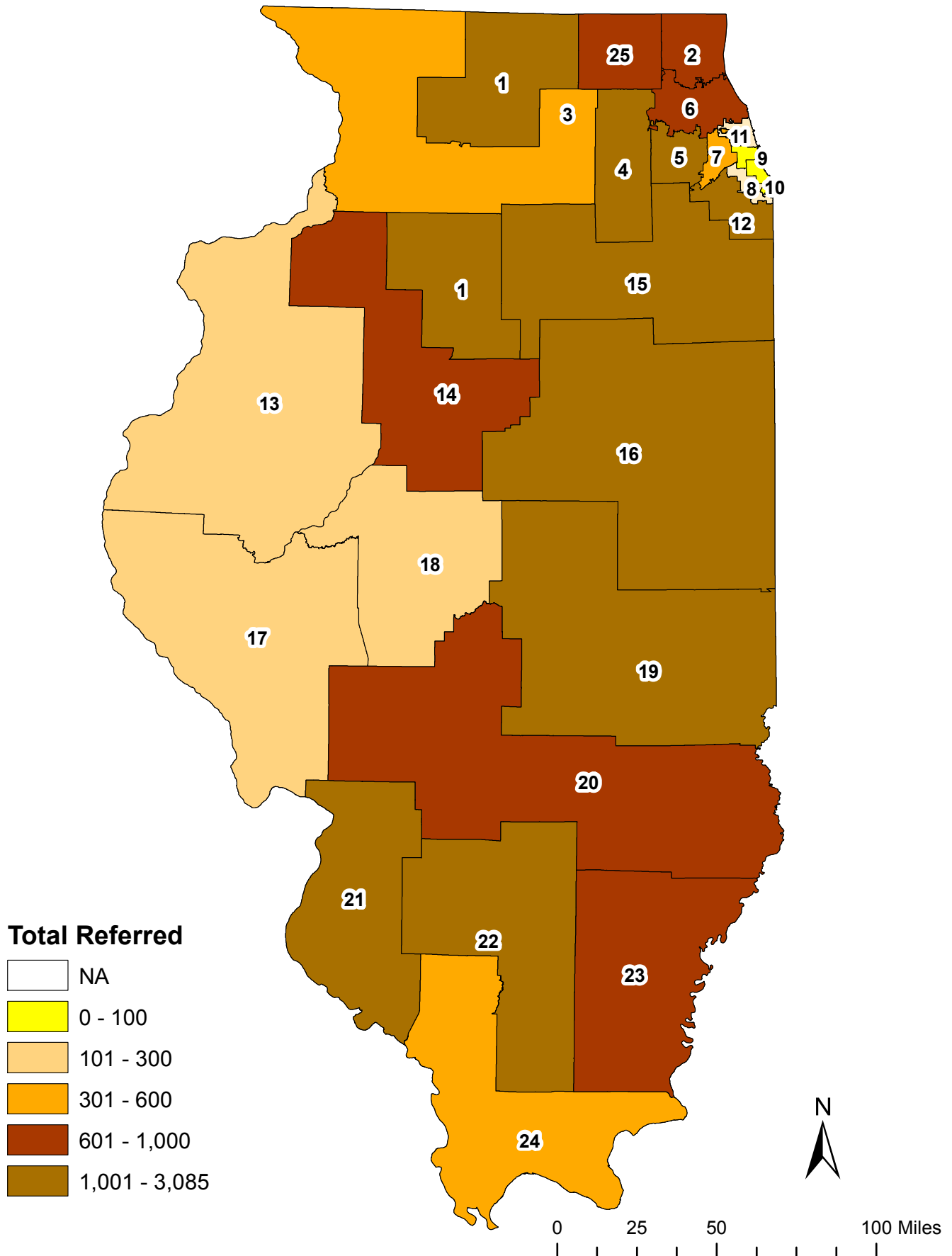
Screenings Reported by CFC/CPS/DCFS and Screening Tools Utilized / FY2017 Q1 through Q4

Screening Tool	Total Screened	Ages (in Months)							Not Referred	Total Referred	Screenings of Children involved with DCFS			# of Children Ages 0 to 3 Referred to								# of Children Ages 3 to 5 Referred to							
		0-11	12-23	24-35	36-47	48-60	61+	In Intact Family Services			Children of Teen Wards	In Foster Care	LEA EI	LEA (ECSE)	PI (EHS)	Child Care Program	HV	Other Services	Multiple Services	Rescreening	LEA (ECSE)	PFA	HS	Child Care Program	Other HV Services	Multiple Services	Rescreening		
DENVER II	2	1	0	1	0	0	0	0	1	0	0	0	2	0	0	0	0	0	0	0	1	0	0	0	0	0	0		
DIAL-4	89	0	0	4	41	44	0	0	58	0	0	0	0	0	0	0	0	0	0	0	0	89	0	0	0	0	18	28	
CFC #25 Child and Family Connections Options & Advocacy for McHenry Co. 365 Millennium Drive, Suite A Crystal Lake, IL 60012 - Karen Rios																													
ASQ	219	7	17	32	84	73	6	130	85	3	0	0	1	0	6	0	0	0	0	7	7	57	0	2	0	0	18	2	3
ASQ-3	570	0	0	39	327	189	6	79	265	0	0	1	1	4	0	1	0	0	0	1	86	364	0	0	0	12	1	7	
ASQ-SE	152	0	0	10	89	41	3	14	119	0	0	0	0	4	0	1	0	0	0	1	75	37	0	0	0	1	1	7	
ASQ:SE-2	105	0	0	1	71	33	0	0	105	0	0	0	0	0	0	0	0	0	0	0	0	99	0	0	0	6	0	0	
DIAL	22	0	0	1	15	6	0	8	14	0	0	1	0	0	0	0	0	0	1	0	13	0	0	0	0	1	0	3	
DIAL-4	265	0	0	34	106	102	27	93	165	4	0	3	1	0	0	0	0	0	2	3	35	114	0	0	3	10	4	6	
ESP	95	0	0	7	48	34	6	17	74	0	0	0	0	0	0	0	0	0	0	0	57	0	0	0	0	16	0	1	
PLS	17	0	0	1	15	1	0	0	17	0	0	0	0	0	0	0	0	1	1	1	0	16	0	0	0	0	0	0	
PRO-3	68	0	0	7	29	26	6	13	55	0	0	0	0	0	0	0	0	0	0	0	39	0	0	0	0	16	0	0	
SPAT-D II	17	0	0	1	15	1	0	0	17	0	0	0	0	0	0	0	0	1	1	1	0	16	0	0	0	0	0	0	
Chicago Public Schools, Exec Director Office of Diverse Learner Supprt & Services 42 West Madison St. 2nd Floor Chicago, IL 60602 - Vacant																													
AGS	825	24	50	158	275	204	114	459	250	0	0	0	22	0	0	0	0	0	0	61	0	0	0	0	0	92	0	161	
ASQ	1628	33	82	267	566	436	244	868	433	0	0	8	55	0	0	0	0	0	0	104	150	0	0	0	0	92	0	329	
ASQ-3	1952	67	216	367	522	423	182	984	548	0	0	29	113	0	0	0	0	0	0	166	215	0	0	0	0	0	0	476	
ASQ-SE	1952	67	216	367	522	423	182	984	548	0	0	29	113	0	0	0	0	0	0	166	215	0	0	0	0	0	0	476	
ESI	825	24	50	158	275	204	114	459	250	0	0	0	22	0	0	0	0	0	0	61	0	0	0	0	0	92	0	161	
ESI-P	2755	76	248	476	813	655	312	1393	731	0	0	37	146	0	0	0	0	0	0	209	365	0	0	0	0	0	0	644	
ESI-R (P & K Ed.)	803	9	32	109	291	232	130	409	183	0	0	8	33	0	0	0	0	0	0	43	150	0	0	0	0	0	0	168	

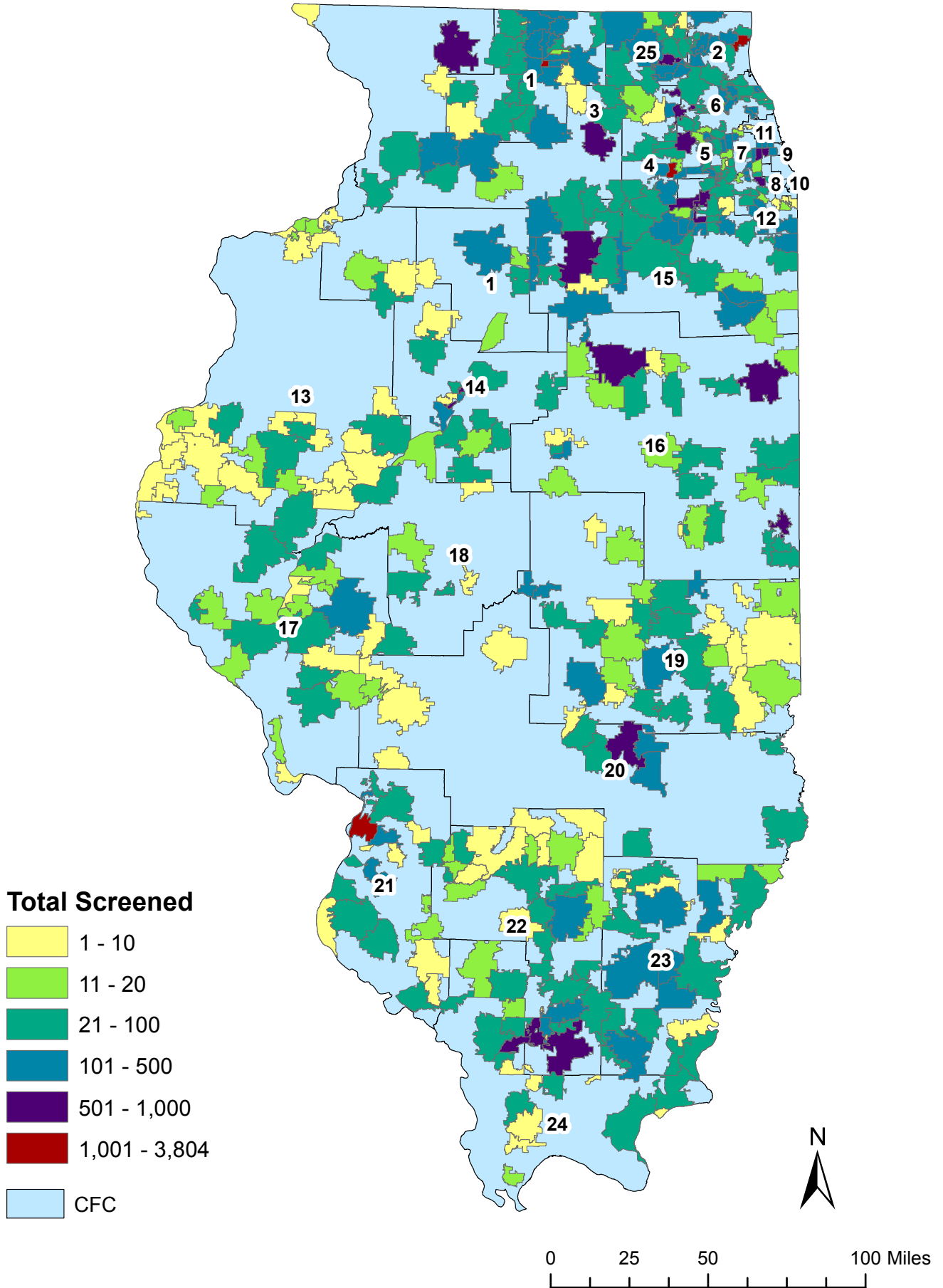
Child Find Pilot Screening 2017 Total Screened by CFC region



Child Find Pilot Screening 2017 Total Referred by CFC region



Child Find Pilot Screening 2017 Total Screened by Zip Code



Child Find Pilot Screening 2017 Total Referred by Zip Code

